

(12) INTERNATIONAL APPLICATION PUBLISHED UNDER THE PATENT COOPERATION TREATY (PCT)

(19) World Intellectual Property Organization
International Bureau



(43) International Publication Date
31 October 2002 (31.10.2002)

PCT

(10) International Publication Number
WO 02/085901 A1

(51) International Patent Classification⁷: C07D 453/02, 487/08, A61K 31/435, 31/44, 31/445, 31/505, A61P 25/00 // C07D 487/08, (C07D 209/00, 209:00), 471/08, (C07D 221/00, 209:00), 471/08, (C07D 223/00, 221:00)

E., Jr. [US/US]; 318 Sprague Avenue, Kalamazoo, MI 49006 (US).

(21) International Application Number: PCT/US02/08268

(74) Agent: HOSLEY, Mary, J.; Pharmacia & Upjohn Company, Global Intellectual Property, 301 Henrietta Street, Kalamazoo, MI 49001 (US).

(22) International Filing Date: 18 April 2002 (18.04.2002)

(81) Designated States (*national*): AE, AG, AL, AM, AT, AU, AZ, BA, BB, BG, BR, BY, BZ, CA, CH, CN, CO, CR, CU, CZ, DE, DK, DM, DZ, EC, EE, ES, FI, GB, GD, GE, GH, GM, HR, HU, ID, IL, IN, IS, JP, KE, KG, KP, KR, KZ, LC, LK, LR, LS, LT, LU, LV, MA, MD, MG, MK, MN, MW, MX, MZ, NO, NZ, OM, PH, PL, PT, RO, RU, SD, SE, SG, SI, SK, SL, TJ, TM, TN, TR, TT, TZ, UA, UG, US, UZ, VN, YU, ZA, ZM, ZW.

(25) Filing Language: English

(26) Publication Language: English

(30) Priority Data:
60/284,950 19 April 2001 (19.04.2001) US
60/348,904 26 October 2001 (26.10.2001) US

(84) Designated States (*regional*): ARIPO patent (GH, GM, KE, LS, MW, MZ, SD, SL, SZ, TZ, UG, ZM, ZW), Eurasian patent (AM, AZ, BY, KG, KZ, MD, RU, TJ, TM), European patent (AT, BE, CH, CY, DE, DK, ES, FI, FR, GB, GR, IE, IT, LU, MC, NL, PT, SE, TR), OAPI patent (BF, BJ, CF, CG, CI, CM, GA, GN, GQ, GW, ML, MR, NE, SN, TD, TG).

(71) Applicant (*for all designated States except US*): PHARMACIA & UPJOHN COMPANY [US/US]; 301 Henrietta Street, Kalamazoo, MI 49001 (US).

(72) Inventors; and

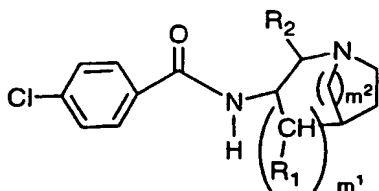
(75) Inventors/Applicants (*for US only*): JACOBSEN, E. Jon [US/US]; 6233 Bethany Circle, Richland, MI 49083 (US). WALKER, Daniel, P. [US/US]; 9350 Highlandview Drive, Kalamazoo, MI 49009 (US). MYERS, Jason, K. [US/US]; 1028 Homecrest Avenue, Kalamazoo, MI 49001 (US). PIOTROWSKI, David, W. [US/US]; 3248 Lost Pine Way, Portage, MI 49024 (US). GROPP, Vincent,

Published:

— with international search report

For two-letter codes and other abbreviations, refer to the "Guidance Notes on Codes and Abbreviations" appearing at the beginning of each regular issue of the PCT Gazette.

(54) Title: SUBSTITUTED AZABICYCLIC MOIETIES FOR THE TREATMENT OF DISEASE (NICOTINIC ACETHYLCHOLINE RECEPTOR ANTAGONISTS)



(I)

(57) Abstract: The invention provides compounds of Formula (I): (F) Formula (I) wherein m^1 is 0 or 1; m^2 is 1 or 2; R_1 is -H, alkyl, halogenated alkyl, substituted alkyl, cycloalkyl, or phenyl; R_2 is -H, alkyl, halogenated alkyl, substituted alkyl, cycloalkyl, or phenyl, provided that when m^1 is 1 at least one of R_1 and R_2 is -H; or a pharmaceutically acceptable salt, pharmaceutical composition, a pure enantiomer or racemic mixture thereof. The invention also provides a method for treating a disease or condition in a mammal, wherein the $\alpha 7$ nicotinic acetylcholine receptor is implicated and for treating diseases where there is a sensory-gating deficit in a mammal comprising

administering to a mammal a therapeutically effective amount of a compound of Formula (I). These compounds may be in the form of pharmaceutical salts or compositions, and may be in pure enantiomeric form or may be racemic mixtures.

WO 02/085901 A1

SUBSTITUTED AZABICYCLIC MOIETIES FOR THE TREATMENT OF DISEASE (NICOTINIC ACETHYLCHOLINE RECEPTOR ANTAGONISTS)

FIELD OF INVENTION

5 Nicotinic acetylcholine receptors (nAChRs) play a large role in central nervous system (CNS) activity. Particularly, they are known to be involved in cognition, learning, mood, emotion, and neuroprotection. There are several types of nicotinic acetylcholine receptors, and each one appears to have a different role in regulating CNS function. Nicotine affects all such receptors, and has a variety of activities.

10 Unfortunately, not all of the activities are desirable. In fact, one of the least desirable properties of nicotine is its addictive nature and the low ratio between efficacy and safety. The present invention relates to molecules that have a greater effect upon the $\alpha 7$ nAChRs as compared to other closely related members of this large ligand-gated receptor family. Thus, the invention provides a method for treating a disease or

15 condition in a mammal where the $\alpha 7$ nicotinic acetylcholine receptor is implicated and for treating diseases where there is a sensory-gating deficit in a mammal.

BACKGROUND OF THE INVENTION

 WO 00/73431 A2 discloses two binding assays to directly measure the affinity and selectivity of compounds at the $\alpha 7$ nAChR and the 5-HT₃R. The combined use of

20 these functional and binding assays may be used to identify compounds that are selective agonists of the $\alpha 7$ nAChR.

 Cell surface receptors are, in general, excellent and validated drug targets. nAChRs comprise a large family of ligand-gated ion channels that control neuronal

25 activity and brain function. These receptors have a pentameric structure. In mammals, this gene family is composed of nine alpha and four beta subunits that co-assemble to form multiple subtypes of receptors that have a distinctive pharmacology. Acetylcholine is the endogenous regulator of all of the subtypes, while nicotine non-selectively activates all nAChRs.

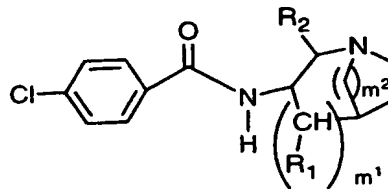
30 The $\alpha 7$ nAChR is one receptor system that has proved to be a difficult target for testing. Native $\alpha 7$ nAChR is not routinely able to be stably expressed in most mammalian cell lines (Cooper and Millar, *Nature*, 366(6454), p. 360-4, 1997). Another feature that makes functional assays of $\alpha 7$ nAChR challenging is that the

receptor is rapidly (100 milliseconds) inactivated. This rapid inactivation greatly limits the functional assays that can be used to measure channel activity.

Recently, Eisele et al. has indicated that a chimeric receptor formed between the N-terminal ligand binding domain of the $\alpha 7$ nAChR (Eisele et al., *Nature*, 366(6454), p 479-83, 1993), and the pore forming C-terminal domain of the 5-HT₃ receptor expressed well in *Xenopus* oocytes while retaining nicotinic agonist sensitivity. Eisele et al. used the N-terminus of the avian (chick) form of the $\alpha 7$ nAChR receptor and the C-terminus of the mouse form of the 5-HT₃ gene. However, under physiological conditions the $\alpha 7$ nAChR is a calcium channel while the 5-HT₃R is a sodium and potassium channel. Indeed, Eisele et al. teaches that the chicken $\alpha 7$ nAChR/ mouse 5-HT₃R behaves quite differently than the native $\alpha 7$ nAChR with the pore element not conducting calcium but actually being blocked by calcium ions. WO 00/73431 A2 reports on assay conditions under which the 5-HT₃R can be made to conduct calcium. This assay may be used to screen for agonist activity at this receptor.

SUMMARY OF THE INVENTION

The present invention discloses compounds of Formula I:



Formula I

wherein m^1 is 0 or 1;

m^2 is 1 or 2;

R_1 is -H, alkyl, halogenated alkyl, substituted alkyl, cycloalkyl, or phenyl;

R_2 is -H, alkyl, halogenated alkyl, substituted alkyl, cycloalkyl, or phenyl;

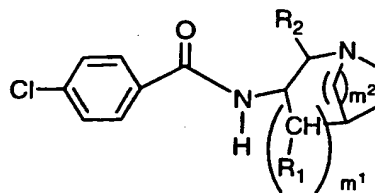
or a pharmaceutically acceptable salt, pharmaceutical composition, pure enantiomer, or racemic mixture thereof.

The compounds of Formula I are useful for treating a disease or condition in a mammal, wherein the $\alpha 7$ nicotinic acetylcholine receptor is implicated and for treating diseases where there is a sensory-gating deficit in a mammal comprising administering to a mammal a therapeutically effective amount of said compound or a

pharmaceutically acceptable salt, pharmaceutical composition, pure enantiomer, or racemic mixture thereof.

DETAILED DESCRIPTION OF THE INVENTION

5 Surprisingly, we have found that compounds of Formula I:



Formula I

wherein m^1 is 0 or 1;

m^2 is 1 or 2;

10 R_1 is -H, alkyl, halogenated alkyl, substituted alkyl, cycloalkyl, or phenyl;
 R_2 is -H, alkyl, halogenated alkyl, substituted alkyl, cycloalkyl, or phenyl;
 Alkyl is both straight- and branched-chain moieties having from 1-6 carbon atoms;

15 Halogenated alkyl is an alkyl moiety having from 1-6 carbon atoms and having 1 to $(2n+1)$ substituent(s) independently selected from -F, -Cl, -Br, or -I where n is the maximum number of carbon atoms in the moiety;

20 Substituted alkyl is an alkyl moiety from 1-6 carbon atoms and having 0-3 substituents independently selected from -F, -Cl, -Br, or -I and further having 1 substituent selected from -OR₅, -SR₅, -NR₅R₅, -C(O)R₅, -C(O)NR₅R₅, -CN, -NR₅C(O)R₅, -S(O)₂NR₅R₅, -NR₅S(O)₂R₅, -NO₂, phenyl, or phenyl having 1 substituent selected from R₁₁ and further having 0-3 substituents independently selected from -F, -Cl, -Br, or -I;

Cycloalkyl is a cyclic alkyl moiety having from 3-6 carbon atoms;

25 Each R₅ is independently -H, alkyl, cycloalkyl, heterocycloalkyl, alkyl substituted with 1 substituent selected from R₆, cycloalkyl substituted with 1 substituent selected from R₆, heterocycloalkyl substituted with 1 substituent selected from R₆, halogenated alkyl, halogenated cycloalkyl, halogenated heterocycloalkyl, phenyl, or substituted phenyl;

30 Halogenated cycloalkyl is a cyclic moiety having from 3-6 carbon atoms and having 1-4 substituents independently selected from -F, or -Cl;

Substituted cycloalkyl is a cyclic moiety having from 3-6 carbon atoms and having 0-3 substituents independently selected from -F, or -Cl, and further having 1 substituent selected from -OR₅, -SR₅, -NR₅R₅, -C(O)R₅, -CN, -C(O)NR₅R₅, -NR₅C(O)R₅, -S(O)₂NR₅R₅, -NR₅S(O)₂R₅, -NO₂, phenyl, or phenyl having 1 substituent selected from R₈ and further having 0-3 substituents independently selected from -F, -Cl, -Br, or -I;

Heterocycloalkyl is a cyclic moiety having 4-7 atoms with 1-2 atoms within the ring being -S-, -N(R₉)-, or -O-;

Halogenated heterocycloalkyl is a cyclic moiety having from 4-7 atoms with 1-2 atoms within the ring being -S-, -N(R₉)-, or -O-, and having 1-4 substituents independently selected from -F, or -Cl;

Substituted heterocycloalkyl is a cyclic moiety having from 4-7 atoms with 1-2 atoms within the ring being -S-, -N(R₉)-, or -O- and having 0-3 substituents independently selected from -F, or -Cl, and further having 1 substituent selected from -OR₅, -SR₅, -NR₅R₅, -C(O)R₅, -C(O)NR₅R₅, -CN, -NR₅C(O)R₅, -NO₂, -S(O)₂NR₅R₅, -NR₅S(O)₂R₅, phenyl, or phenyl having 1 substituent selected from R₈ and further having 0-3 substituents independently selected from -F, -Cl, -Br, or -I;

Substituted phenyl is a phenyl either having 1-4 substituents independently selected from -F, -Cl, -Br, or -I, or having 1 substituent selected from R₁₀ and 0-3 substituents independently selected from -F, -Cl, -Br, or -I;

R₆ is -OR₇, -SR₇, -NR₇R₇, -C(O)R₇, -C(O)NR₇R₇, -CN, -CF₃, -NR₇C(O)R₇, -S(O)₂NR₇R₇, -NR₇S(O)₂R₇, or -NO₂;

Each R₇ is independently -H, alkyl, cycloalkyl, heterocycloalkyl, halogenated alkyl, halogenated cycloalkyl, or halogenated heterocycloalkyl;

R₈ is alkyl, cycloalkyl, heterocycloalkyl, halogenated alkyl, halogenated cycloalkyl, halogenated heterocycloalkyl, -OR₇, -SR₇, -NR₇R₇, -C(O)R₇, -C(O)NR₇R₇, -CN, -NR₇C(O)R₇, -S(O)₂NR₇R₇, -NR₇S(O)₂R₇, -NO₂, alkyl substituted with 1-4 substituent(s) independently selected from -F, -Cl, -Br, -I, or R₆, cycloalkyl substituted with 1-4 substituent(s) independently selected from -F, -Cl, -Br, -I, or R₆, or heterocycloalkyl substituted with 1-4 substituent(s) independently selected from -F, -Cl, -Br, -I, or R₆;

R₉ is -H, alkyl, halogenated alkyl, substituted alkyl, cycloalkyl, halogenated cycloalkyl, substituted cycloalkyl, phenyl, -SO₂R₁₁, or phenyl having 1 substituent

selected from R_{11} and further having 0-3 substituents independently selected from -F, -Cl, -Br, or -I;

R_{10} is -OR₇, -SR₇, alkyl, cycloalkyl, heterocycloalkyl, halogenated alkyl, halogenated cycloalkyl, halogenated heterocycloalkyl, substituted alkyl, substituted cycloalkyl, substituted heterocycloalkyl, -NR₇R₇, -C(O)R₇, -NO₂, -C(O)NR₇R₇, -CN, -NR₇C(O)R₇, -S(O)₂NR₇R₇, or -NR₇S(O)₂R₇; and

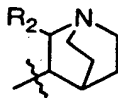
Each R_{11} is independently -H, alkyl, halogenated alkyl, substituted alkyl, cycloalkyl, halogenated cycloalkyl, substituted cycloalkyl, heterocycloalkyl, halogenated heterocycloalkyl, substituted heterocycloalkyl, phenyl, or substituted phenyl; or a pharmaceutically acceptable salt, pharmaceutical composition, pure enantiomer, or racemic mixture thereof are useful for treating a disease or condition in a mammal, wherein the $\alpha 7$ nicotinic acetylcholine receptor is implicated and for treating diseases where there is a sensory-gating deficit in a mammal comprising administering to a mammal a therapeutically effective amount of said compound.

15

A group of compounds of Formula I includes compounds wherein R_1 is H. Another group of compounds of Formula I includes compounds wherein R_1 is alkyl, halogenated alkyl, substituted alkyl, cycloalkyl, or phenyl. Another group of compounds of Formula I includes compounds wherein R_2 is H. Another group of compounds of Formula I includes compounds wherein R_2 is alkyl, halogenated alkyl, substituted alkyl, cycloalkyl, or phenyl.

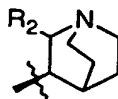
20

Another group of compounds of Formula I includes compounds wherein m^1 is 0 and m^2 is 2 giving a quinuclidine ring:



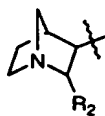
25 When m^1 is 0, there is no R_1 .

Another group of compounds of Formula I includes compounds wherein m^1 is 0 and m^2 is 2 and the C3 carbon of the quinuclidine has the R configuration::

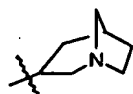


Another group of compounds of Formula I includes compounds wherein m^1 is 0 and m^2 is 1 giving

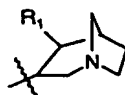
30



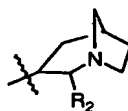
Another group of compounds of Formula I includes compounds wherein m¹ is 1 and m² is 1 giving



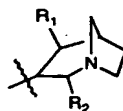
5 Another group of compounds of Formula I includes compounds wherein m¹ is 1 and m² is 1 giving



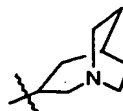
Another group of compounds of Formula I includes compounds wherein m¹ is 1 and m² is 1 giving



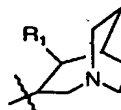
10 Another group of compounds of Formula I includes compounds wherein m¹ is 1 and m² is 1 giving



15 Another group of compounds of Formula I includes compounds wherein m¹ is 1 and m² is 2 giving



Another group of compounds of Formula I includes compounds wherein m¹ is 1 and m² is 2 giving



20 Another group of compounds of Formula I includes compounds wherein m¹ is 1 and m² is 2 giving

α -btx refers to α -bungarotoxin.

FLIPR refers to a device marketed by Molecular Devices, Inc. designed to precisely measure cellular fluorescence in a high throughput whole-cell assay.

(Schroeder et. al., *J. Biomolecular Screening*, 1(2), p 75-80, 1996).

5 TMS refers to tetramethylsilane.

MLA refers to methyllycaconitine.

Ether refers to diethyl ether.

HPLC refers to high pressure liquid chromatography.

MeOH refers to methanol.

10 EtOH refers to ethanol.

IPA refers to isopropyl alcohol.

THF refers to tetrahydrofuran.

DMSO refers to dimethylsulfoxide.

DMF refers to dimethylformamide.

15 EtOAc refers to ethyl acetate.

TMS refers to tetramethylsilane.

TEA refers to triethylamine.

DIEA refers to N,N-diisopropylethylamine.

20 HATU refers to O-(7-azabenzotriazol-1-yl)-N,N,N', N'-tetramethyluronium hexafluorophosphate.

DPPA refers to diphenylphosphoryl azide.

Halogen is F, Cl, Br, or I.

The carbon atom content of various hydrocarbon-containing moieties is indicated by a prefix designating the minimum and maximum number of carbon atoms in the moiety, i.e., the prefix C_{i-j} indicates a moiety of the integer "i" to the integer "j" carbon atoms, inclusive. Thus, for example, C₁₋₆ alkyl refers to alkyl of one to six carbon atoms.

Mammal denotes human and other mammals.

30 The compound of the present invention may be in the form of pharmaceutically acceptable salts. The term "pharmaceutically acceptable salts" refers to salts prepared from pharmaceutically acceptable non-toxic bases including inorganic bases and organic bases, and salts prepared from inorganic acids, and organic acids. Salts derived from inorganic bases include aluminum, ammonium,

calcium, ferric, ferrous, lithium, magnesium, potassium, sodium, zinc, and the like. Salts derived from pharmaceutically acceptable organic non-toxic bases include salts of primary, secondary, and tertiary amines, substituted amines including naturally occurring substituted amines, cyclic amines, such as arginine, betaine, caffeine, 5 choline, N, N-dibenzylethylenediamine, diethylamine, 2-diethylaminoethanol, 2-dimethylamino-ethanol, ethanolamine, ethylenediamine, N-ethylmorpholine, N-ethylpiperidine, glucamine, glucosamine, histidine, hydrabamine, isopropylamine, lysine, methylglucamine, morpholine, piperazine, piperidine, polyamine resins, procaine, purines, theobromine, triethylamine, trimethylamine, tripropylamine, and the 10 like. Salts derived from inorganic acids include salts of hydrochloric acid, hydrobromic acid, hydroiodic acid, sulfuric acid, phosphoric acid, phosphorous acid and the like. Salts derived from pharmaceutically acceptable organic non-toxic acids include salts of C₁₋₆ alkyl carboxylic acids, di-carboxylic acids, and tri-carboxylic acids such as acetic acid, propionic acid, fumaric acid, succinic acid, tartaric acid, 15 maleic acid, adipic acid, and citric acid, and aryl and alkyl sulfonic acids such as toluene sulfonic acids and the like.

By the term "effective amount" of a compound as provided herein is meant a nontoxic but sufficient amount of the compound to provide the desired effect. As pointed out below, the exact amount required will vary from subject to subject, 20 depending on the species, age, and general condition of the subject, the severity of the disease that is being treated, the particular compound(s) used, the mode of administration, and the like. Thus, it is not possible to specify an exact "effective amount." However, an appropriate effective amount may be determined by one of ordinary skill in the art using only routine experimentation.

25 The amount of therapeutically effective compound that is administered and the dosage regimen for treating a disease condition with the compound and/or composition of this invention depends on a variety of factors, including the age, weight, sex and medical condition of the subject, the severity of the disease, the route and frequency of administration, and the particular compound(s) employed, and thus 30 may vary widely. The compositions contain well know carriers and excipients in addition to a therapeutically effective amount of compounds of Formula I. The pharmaceutical compositions may contain active ingredient in the range of about 0.001 to 100 mg/kg/day for an adult, preferably in the range of about 0.1 to 50

mg/kg/day for an adult. A total daily dose of about 1 to 1000 mg of active ingredient may be appropriate for an adult. The daily dose can be administered in one to four doses per day.

In addition to the compound of the present invention, the composition for
5 therapeutic use may also comprise one or more non-toxic, pharmaceutically
acceptable carrier materials or excipients. The term "carrier" material or "excipient"
herein means any substance, not itself a therapeutic agent, used as a carrier and/or
diluent and/or adjuvant, or vehicle for delivery of a therapeutic agent to a subject or
added to a pharmaceutical composition to improve its handling or storage properties
10 or to permit or facilitate formation of a dose unit of the composition into a discrete
article such as a capsule or tablet suitable for oral administration. Excipients can
include, by way of illustration and not limitation, diluents, disintegrants, binding
agents, adhesives, wetting agents, polymers, lubricants, glidants, substances added to
mask or counteract a disagreeable taste or odor, flavors, dyes, fragrances, and
15 substances added to improve appearance of the composition. Acceptable excipients
include lactose, sucrose, starch powder, cellulose esters of alkanolic acids, cellulose
alkyl esters, talc, stearic acid, magnesium stearate, magnesium oxide, sodium and
calcium salts of phosphoric and sulfuric acids, gelatin, acacia gum, sodium alginate,
polyvinyl-pyrrolidone, and/or polyvinyl alcohol, and then tableted or encapsulated for
20 convenient administration. Such capsules or tablets may contain a controlled-release
formulation as may be provided in a dispersion of active compound in hydroxypropyl-
methyl cellulose, or other methods known to those skilled in the art. For oral
administration, the pharmaceutical composition may be in the form of, for example, a
tablet, capsule, suspension or liquid. If desired, other active ingredients may be
25 included in the composition.

In addition to the oral dosing, noted above, the compositions of the present
invention may be administered by any suitable route, in the form of a pharmaceutical
composition adapted to such a route, and in a dose effective for the treatment
intended. The compositions may, for example, be administered parenterally, e.g.,
30 intravascularly, intraperitoneally, subcutaneously, or intramuscularly. For parenteral
administration, saline solution, dextrose solution, or water may be used as a suitable
carrier. Formulations for parenteral administration may be in the form of aqueous or
non-aqueous isotonic sterile injection solutions or suspensions. These solutions and

suspensions may be prepared from sterile powders or granules having one or more of the carriers or diluents mentioned for use in the formulations for oral administration. The compounds may be dissolved in water, polyethylene glycol, propylene glycol, ethanol, corn oil, cottonseed oil, peanut oil, sesame oil, benzyl alcohol, sodium chloride, and/or various buffers. Other adjuvants and modes of administration are well and widely known in the pharmaceutical art.

The serotonin type 3 receptor (5HT₃R) is a member of a superfamily of ligand-gated ion channels, which includes the muscle and neuronal nAChR, the glycine receptor, and the γ -aminobutyric acid type A receptor. Like the other members of this receptor superfamily, the 5HT₃R exhibits a large degree of sequence with α 7 nAChR but functionally the two ligand-gated ion channels are very different. For example, α 7 nAChR is rapidly inactivated, is highly permeable to calcium and is activated by acetylcholine and nicotine. On the other hand, 5HT₃R is inactivated slowly, is relatively impermeable to calcium and is activated by serotonin. These experiments suggest that the α 7 nAChR and 5HT₃R proteins have some degree of homology, but function very differently. Indeed the pharmacology of the channels is very different. For example, Ondansetron, a highly selective 5HT₃R antagonist, has little activity at the α 7 nAChR. The converse is also true. For example, GTS-21, a highly selective α 7 nAChR agonist, has little activity at the 5HT₃R.

α 7 nAChR is a ligand-gated Ca⁺⁺ channel formed by a homopentamer of α 7 subunits. Previous studies have established that α -bungarotoxin (α -btx) binds selectively to this homopentameric, α 7 nAChR subtype, and that α 7 nAChR has a high affinity binding site for both α -btx and methyllycaconitine (MLA). α 7 nAChR is expressed at high levels in the hippocampus, ventral tegmental area and ascending cholinergic projections from nucleus basalis to thalamocortical areas. α 7 nAChR agonists increase neurotransmitter release, and increase cognition, arousal, attention, learning and memory.

Data from human and animal pharmacological studies establish that nicotinic cholinergic neuronal pathways control many important aspects of cognitive function including attention, learning and memory (Levin, E.D., *Psychopharmacology*, 108:417-31, 1992; Levin, E.D. and Simon B.B., *Psychopharmacology*, 138:217-30, 1998). For example, it is well known that nicotine increases cognition and attention in humans. ABT-418, a compound that activates α 4 β 2 and α 7 nAChR, improves

cognition and attention in clinical trials of Alzheimer's disease and attention-deficit disorders (Potter, A. et. al., *Psychopharmacology (Berl.)*, 142(4):334-42, Mar. 1999; Wilens, T. E. et. al., *Am. J. Psychiatry*, 156(12):1931-7, Dec. 1999). It is also clear that nicotine and selective but weak $\alpha 7$ nAChR agonists increase cognition and
5 attention in rodents and non-human primates.

Schizophrenia is a complex multifactorial illness caused by genetic and non-genetic risk factors that produce a constellation of positive and negative symptoms. The positive symptoms include delusions and hallucinations and the negative symptoms include deficits in affect, attention, cognition and information processing.
10 No single biological element has emerged as a dominant pathogenic factor in this disease. Indeed, it is likely that schizophrenia is a syndrome that is produced by the combination of many low penetrance risk factors. Pharmacological studies established that dopamine receptor antagonists are efficacious in treating the overt psychotic features (positive symptoms) of schizophrenia such as hallucinations and
15 delusions. Clozapine, an "atypical" antipsychotic drug, is novel because it is effective in treating both the positive and some of the negative symptoms of this disease. Clozapine's utility as a drug is greatly limited because continued use leads to an increased risk of agranulocytosis and seizure. No other antipsychotic drug is effective in treating the negative symptoms of schizophrenia. This is significant because the
20 restoration of cognitive functioning is the best predictor of a successful clinical and functional outcome of schizophrenic patients (Green, M.F., *Am J Psychiatry*, 153:321-30, 1996). By extension, it is clear that better drugs are needed to treat the cognitive disorders of schizophrenia in order to restore a better state of mental health to patients with this disorder.

25 One aspect of the cognitive deficit of schizophrenia can be measured by using the auditory event-related potential (P50) test of sensory gating. In this test, electroencephalographic (EEG) recordings of neuronal activity of the hippocampus are used to measure the subject's response to a series of auditory "clicks" (Adler, L.E. et. al., *Biol. Psychiatry*, 46:8-18, 1999). Normal individuals respond to the first click
30 with greater degree than to the second click. In general, schizophrenics and schizotypal patients respond to both clicks nearly the same (Cullum, C.M. et. al., *Schizophr. Res.*, 10:131-41, 1993). These data reflect a schizophrenic's inability to "filter" or ignore unimportant information. The sensory gating deficit appears to be

one of the key pathological features of this disease (Cadenhead, K.S. et. al., *Am. J. Psychiatry*, 157:55-9, 2000). Multiple studies show that nicotine normalizes the sensory deficit of schizophrenia (Adler, L.E. et. al., *Am. J. Psychiatry*, 150:1856-61, 1993). Pharmacological studies indicate that nicotine's effect on sensory gating is via the $\alpha 7$ nAChR (Adler, L.E. et. al., *Schizophr. Bull.*, 24:189-202, 1998). Indeed, the biochemical data indicate that schizophrenics have 50% fewer of $\alpha 7$ nAChR receptors in the hippocampus, thus giving a rationale to partial loss of $\alpha 7$ nAChR functionality (Freedman, R. et. al., *Biol. Psychiatry*, 38:22-33, 1995). Interestingly, genetic data indicate that a polymorphism in the promoter region of the $\alpha 7$ nAChR gene is strongly associated with the sensory gating deficit in schizophrenia (Freedman, R. et. al., *Proc. Nat'l Acad. Sci. USA*, 94(2):587-92, 1997; Myles-Worsley, M. et. al., *Am. J. Med. Genet*, 88(5):544-50, 1999). To date, no mutation in the coding region of the $\alpha 7$ nAChR has been identified. Thus, schizophrenics express the same $\alpha 7$ nAChR as non-schizophrenics.

Selective $\alpha 7$ nAChR agonists may be found using a functional assay on FLIPR (see WO 00/73431 A2). FLIPR is designed to read the fluorescent signal from each well of a 96 or 384 well plate as fast as twice a second for up to 30 minutes. This assay may be used to accurately measure the functional pharmacology of $\alpha 7$ nAChR and 5HT₃R. To conduct such an assay, one uses cell lines that expressed functional forms of the $\alpha 7$ nAChR using the $\alpha 7/5$ -HT₃ channel as the drug target and cell lines that expressed functional 5HT₃R. In both cases, the ligand-gated ion channel were expressed in SH-EP1 cells. Both ion channels can produce robust signal in the according FLIPR assay.

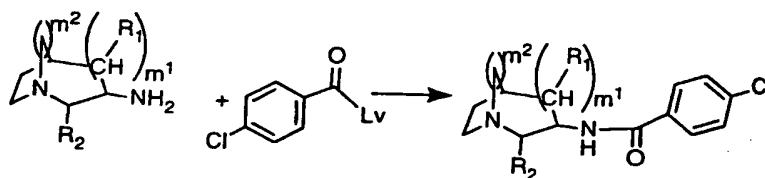
The compound of the present invention is an $\alpha 7$ nAChR agonists and may be used to treat a wide variety of diseases. For example, it may be used for treating a disease or condition in a mammal, wherein the $\alpha 7$ nicotinic acetylcholine receptor is implicated and for treating diseases where there is a sensory-gating deficit in a mammal comprising administering to a mammal a therapeutically effective amount of said compound or a pharmaceutically acceptable salts thereof.

Finally, the compound of the present invention may be used in combination therapy with typical and atypical anti-psychotic drugs. Such combination therapy lowers the effective dose of the anti-psychotic drug and thereby reduces the side effects of the anti-psychotic drug. Some typical anti-psychotic drugs that may be used

in the practice of the invention include Haldol. Some atypical anti-psychotic drugs include Ziprasidone, Olanzapine, Risperidone, and Quetiapine.

Compounds of Formula I can be prepared as shown in Scheme 1. The key step
 5 in the preparation of this class of compounds is the coupling of an azabicyclic moiety with the requisite acid chloride (Lv = Cl), mixed anhydride (e.g., Lv = diphenyl phosphoryl, bis(2-oxo-3-oxazolidinyl)phosphinyl, or acyloxy of the general formula of
 O-C(O)-R_{Lv}, where R_{Lv} includes phenyl or t-butyl), or carboxylic acid (Lv = OH) in
 the presence of an activating reagent. Suitable activating reagents are well known in
 10 the art, for examples see Kiso, Y., Yajima, H. "Peptides" pp. 39-91, San Diego, CA, Academic Press, (1995), and include, but are not limited to, agents such as carbodiimides, phosphonium and uronium salts (such as HATU):

Scheme 1



15 Generally, the acid is activated using HATU or is converted to the acyl azide by using DPPA. The appropriate amine (where m¹ is 0 and m² is 1 or 2, or m¹ is 1 and m² is 2) is reacted with TEA and added to a solution of the appropriate anhydride or azide to give the desired final compounds.

20 However, for m¹ is 1 and m² is 1, the acid is converted into a mixed anhydride by treatment with bis(2-oxo-3-oxazolidinyl) phosphinic chloride in the presence of TEA with CH₂Cl₂ or CHCl₃ as the solvent. The resulting anhydride solution is directly reacted with 1-azabicyclo[3.2.1]octan-3-amine added neat or using DMF or aqueous DMF as solvent. In some cases, the ester (Lv being OMe or OEt) may be
 25 reacted directly with the amine in refluxing methanol or ethanol to give the compounds of Formula I.

One of ordinary skill in the art will recognize that the methods described for the reaction of the unsubstituted 3-aminoquinuclidine (R₂=H) are equally applicable to substituted compounds (R₂ ≠ H). Such compounds can be prepared by reduction of the oxime of the corresponding 3-quinuclidinone (see *J. Labelled Compds.*
 30 *Radiopharm.*, 53-60 (1995) and *J. Med. Chem.* 988-995, (1998)). The oximes can be

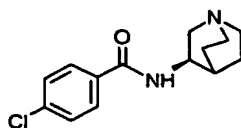
prepared by treatment of the 3-quinuclidinones with hydroxylamine hydrochloride in the presence of a base. The 3-quinuclidinones, where R_2 = substituted alkyl, cycloalkyl, substituted benzyl, can be prepared by known procedures (see *Tet. Lett.* 1015-1018, (1972), *J. Am. Chem. Soc.* 1278-1291 (1994), *J. Am. Chem. Soc.* 4548-5 4552 (1989), *Tetrahedron*, 1139-1146 (2000)). The 3-quinuclidinones, where R_2 = aryl, can be prepared by palladium catalyzed arylation as described in *J. Am. Chem. Soc.* 1473-1478 (1999) and *J. Am. Chem. Soc.* 1360-1370 (2000).

One of ordinary skill in the art will also recognize that the methods described for the reaction of the unsubstituted 3-amino-1-azabicyclo[2.2.1]heptane ($R_2=H$) are 10 equally applicable to substituted compounds ($R_2 \neq H$). Such compounds can be prepared as described in *Tetrahedron*, (1997), 53, p 11121.

One of ordinary skill in the art will also recognize that the methods described for the reaction of the unsubstituted 1-azabicyclo[3.2.1]octan-3-amine or 1-azabicyclo[3.2.2]nonan-3-amine ($R_2=H$) are equally applicable to substituted 15 compounds ($R_2 \neq H$). The R_2 substituent may be introduced as known to one skilled in the art through standard alkylation chemistry. Exposure of 1-azabicyclo[3.2.1]octan-3-one or 1-azabicyclo[3.2.2]nonan-3-one to a hindered base such as LDA (lithium diisopropylamide) in a solvent such as THF or ether between 0°C to -78°C followed by the addition of an alkylating agent (R_2Lv , where $Lv = Cl$, 20 Br, I, OTs, etc.) will, after being allowed to warm to about 0°C to rt followed by an aqueous workup, provide the desired compound as a mixture of isomers. Chromatographic resolution (flash, HPLC, or chiral HPLC) will provided the desired purified alkylated ketones. From there, formation of the oxime and subsequent reduction will provide the desired *endo* or *exo* isomers.

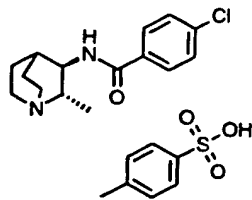
25

Example 1(a): Quinuclidine Ring (m^1 is 0 and m^2 is 2):

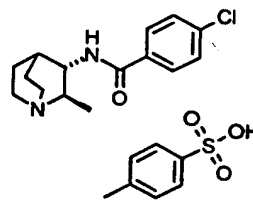


It is well known in the literature how to prepare the compound of the present 30 invention for the quinuclidine ring, for example, see US Patent 5,017,580 or US Patent 5,206,246.

Example 1(b): 4-chloro-*N*-[2-methyl-1-azabicyclo[2.2.2]oct-3-yl]benzamide 4-methylbenzenesulfonate:



Example 1(b)(i) – 2*S*, 3*R*



Example 1(b)(ii) – 2*R*, 3*S*

Preparation of 2-methylquinuclidin-3-one.

A mixture of 2-methylene-3-quinuclidinone dihydrate hydrochloride (27.18g, 0.1296mol, 1eq) and K_2CO_3 (86.0g, 0.6213mol, 4.8eq) is dissolved in 130mL water and 250mL CH_2Cl_2 and stirred vigorously. After 3 days, the layers are separated and the aqueous layer is extracted with CH_2Cl_2 . The combined organic layers are dried ($MgSO_4$), filtered and concentrated to give 17.8g (100%) of 2-methylenequinuclidin-3-one as a yellow oil. MS (ESI) for $C_8H_{11}NO$ m/z 138.1 (M^+).

Preparation of 2-methylquinuclidin-3-one.

2-Methylenequinuclidin-3-one (17.8g, 0.1296mol, 1eq) is dissolved in 40mL methanol in a Parr hydrogenation bottle. A THF slurry of 10% Pd/C (0.57g) is added. The mixture is hydrogenated for 45 min at 45 psi, recharging as needed. The mixture is filtered through a pad of Celite. The Celite is washed with excess methanol. The solution is concentrated to give a solid and a yellow oil. The mixture is taken up in ether, filtered and concentrated to provide 16.2g (90%) of 2-methylquinuclidin-3-one. MS (ESI) for $C_8H_{13}NO$ m/z 140.2 (M^+).

Preparation of (3*E/Z*)-2-methyl-1-azabicyclo[2.2.2]octan-3-one oxime hydrochloride.

2-Methylquinuclidin-3-one (39.59g, 0.2844mol, 1eq) and hydroxylamine hydrochloride (20.0g, 0.2878mol, 1.01eq) are dissolved in 170mL absolute EtOH. The mixture is heated under reflux until a clear solution develops (about 20 min), after which is immediately followed by formation of a white precipitate. The reaction is cooled and allowed to stand overnight. The mixture is cooled in an ice bath, the solids are filtered and dried (house vacuum) to provide 46.4g of (3*E/Z*)-2-methyl-1-

azabicyclo[2.2.2]octan-3-one oxime hydrochloride. A second crop of 2.4 g is also obtained. Overall yield 48.8g (90%). The 2-methyl-1-azabicyclo[2.2.2]octan-3-one oxime hydrochloride is a 4:1 mixture of oxime isomers. MS (ESI) for $C_8H_{14}N_2O$ m/z 154.8 (M^+). Partial 1H NMR (400 MHz, DMSO) δ 4.39 (0.2H), 4.29 (0.8H), 1.57 (0.64H), 1.47 (2.4H).

Preparation of *trans* 2-methyl-1-azabicyclo[2.2.2]octan-3-amine dihydrochloride.

A solution of sodium *n*-propoxide (prepared from 5.5g sodium (0.24mol) and 100mL *n*-propanol) is added dropwise to a suspension of 2-methyl-1-azabicyclo[2.2.2]octan-3-one oxime hydrochloride (45.8g, 0.24mol, 1eq) in 150 mL *n*-propanol. After complete addition, 250mL of *n*-propanol is added and the mixture is heated under reflux. Sodium (55.2g, 2.40mol, 10 eq.) is added in portions to the refluxing mixture. The mixture is heated under reflux overnight. After about 14h, the mixture is cooled, water is added and the layers are separated. The *n*-propanol layer is washed with brine and dried ($MgSO_4$). The combined aqueous layers are extracted with $CHCl_3$ and dried ($MgSO_4$). The combined, dried organic layers are treated with about 70mL concentrated HCl. The solvent is removed *in vacuo*. Absolute EtOH is added and the solvent is removed. The sequence is repeated 2-3 times with fresh EtOH until a white solid forms. Absolute EtOH is added, the solids are filtered and dried (vacuum oven, about 60°C) to provide 36.5g of *trans* 3-amino-2-methylquinuclidine dihydrochloride. MS (ESI) for $C_8H_{16}N_2$ m/z 141.3 (M^+). Additional material is obtained from the mother liquor: 7.8g (2nd crop) and 1.5g (3rd crop), both as a *trans/cis* mixture of isomers.

Preparation of 4-chloro-N-[(2S,3R)-2-methyl-1-azabicyclo[2.2.2]oct-3-yl]benzamide:

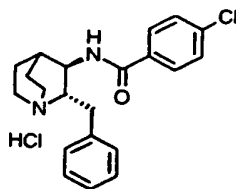
4-Chlorobenzoic acid (26.3g, 0.1681mol, 1.1eq) and TEA (106mL, 0.764mol, 5eq.) are dissolved in 300mL THF. Diphenylphosphoryl chloride (32.0mL, 0.1681mol, 1.1eq) is added dropwise. After 1h, *trans* 2-methylquinuclidin-3-amine dihydrochloride (32.6g, 0.1528mol, 1eq) is added. The mixture is allowed to stir at RT overnight. 1N NaOH (about 100mL) is added and the pH is adjusted to pH 11 with 50% NaOH and about 50g K_2CO_3 . The layers are separated. The aqueous layer is extracted with $CHCl_3$. The combined organic layers are dried ($MgSO_4$), filtered and

concentrated. The residue is taken up in heptane and concentrated to give 35.1 g (82%) of 4-chloro-*N*-(2-methyl-1-azabicyclo[2.2.2]oct-3-yl)phenyl-2-carboxamide as a light yellow solid. The enantiomers are separated on a 5 x 50 cm Chiralcel OD column at 30°C, eluting with 15% IPA/heptane + 0.1% DEA (v/v/v) mobile phase, 90mL/min flow rate and UV detection at 249nm. Injections of 900mg (in 18mL of IPA) are made. Two collections are made with one being from 1-8 min and the second one being from 11-16 min. Reanalysis on a 0.46 x 25cm Chiralcel OD-H column, 15% IPA/85% heptane/0.1% DEA mobile phase, 0.5 mL/min flow rate, UV detection at 250nm is used. The compound having the 2*S*, 3*R* stereochemistry elutes at 9.9 min while the compound having the 2*R*, 3*S* stereochemistry elutes at 12.9 min.

Example 1(b)(i): The *p*-toluenesulfonate salt is prepared and recrystallized from EtOH/EtOAc to give 4-chloro-*N*-[(2*S*,3*R*)-2-methyl-1-azabicyclo[2.2.2]oct-3-yl]benzamide 4-methylbenzenesulfonate. $[\alpha]_D^{25} = +3^\circ$ (*c* 0.96, methanol); HRMS (FAB) calcd for C₁₅H₁₉ClN₂O + H 279.1264, found 279.1272.

Example 1(b)(ii): The *p*-toluenesulfonate salt is prepared and recrystallized from acetone/heptane to give 4-chloro-*N*-[(2*R*,3*S*)-2-methyl-1-azabicyclo[2.2.2]oct-3-yl]benzamide 4-methylbenzenesulfonate. $[\alpha]_D^{25} = -3^\circ$ (*c* 0.89, methanol).

Example 1(c): *trans N*-[2-benzyl-1-azabicyclo[2.2.2]oct-3-yl]-4-chlorobenzamide hydrochloride:



Preparation of 2-benzylquinuclidin-3-one.

A mixture of 3-quinuclidinone (6.25g, 50mmol), benzaldehyde (5.83g, 55mmol) and KOH (0.84g, 15mmol) in 30mL MeOH is heated under reflux for 16 h. The reaction is cooled and water is added. The mixture is extracted with CHCl₃, dried (MgSO₄), filtered and concentrated. The yellow solid is triturated with warm heptane, filtered and dried to provide 6.6g (62%) of 2-benzylidene-1-azabicyclo[2.2.2]octan-3-one. A suspension of 2-benzylidene-1-azabicyclo[2.2.2]octan-3-one (6.6g, 31mmol)

in MeOH is treated with a THF slurry of 10% Pd/C (0.38g) in a Parr hydrogenation bottle. The bottle is charged with 40 psi of hydrogen gas and allowed to shake for 1h. The mixture is filtered through Celite, and the solvent is removed *in vacuo*. The residue is purified by chromatography (Biotage 40M, 30% EtOAc/hexanes – 100% EtOAc) to afford 0.48g (7%) of 2-benzylidene-1-azabicyclo[2.2.2]octan-3-ol and 4.8g (72%) of 2-benzylquinuclidin-3-one. MS (ESI+) for C₁₄H₁₇NO *m/z* 216.1 (M+H)⁺.

Preparation of *cis* 2-benzyl-1-azabicyclo[2.2.2]octan-3-ol.

A solution of 2-benzylquinuclidin-3-one (4.8g, 22.4mmol) in 20mL THF is cooled to –78°C and treated with L-selectride (30.0mL, 1.0M in THF). After 1h, additional L-selectride is added (10mL, 1.0M in THF). After 1h, additional THF (30mL) and L-selectride (30mL, 1.0M in THF) are added. The reaction is allowed to warm to RT over 2h. The mixture is carefully quenched with 20mL water and then conc. HCl until the pH of the aqueous layer is pH 1. The aqueous layer is washed with Et₂O (discarded), made basic (pH 11) with 50% NaOH and extracted with CHCl₃. The combined CHCl₃ layers are dried (MgSO₄), filtered and concentrated to give a solid. The solid is recrystallized from CH₃CN to provide 4.6g (94%) of the product as white needles. HRMS (FAB) calcd for C₁₄H₁₉NO+H 218.1545, found 218.1541.

Preparation of *trans* 3-azido-2-benzylquinuclidine.

A solution of *cis* 2-benzyl-1-azabicyclo[2.2.2]octan-3-ol (4.2g, 19mmol) is dissolved in 20mL pyridine. The mixture is cooled to 0°C, treated with methanesulfonyl chloride (1.6mL, 21mmol) and allowed to warm to RT. After 16h, 1N NaOH is added and the mixture is extracted with CHCl₃, dried (MgSO₄), filtered and concentrated. Cyclohexane is added and removed *in vacuo* (three times) to provide 4.0g (71%) of a brown oil. MS (ESI+) for C₁₅H₂₁NO₃S *m/z* 296.2 (M+H)⁺. The oil is dissolved in 17mL DMF, treated with sodium azide (2.45g, 37.7mmol) and heated at 100°C. After 36h, the reaction is cooled, water is added and the mixture is extracted with CHCl₃. The combined organic layers are washed with water, dried (MgSO₄), filtered and concentrated to provide 2.47g (75%) of the product as an oil. MS (ESI+) for C₁₄H₁₈N₄ *m/z* 243.1 (M+H)⁺.

Preparation of *trans* 2-benzylquinuclidin-3-amine.

A solution of *trans* 3-azido-2-benzylquinuclidine (2.47g, 10.2mmol) in EtOH is treated with a THF slurry of 10% Pd/C (0.25g) in a Parr hydrogenation bottle. The bottle is charged with 45 psi of hydrogen gas and allowed to shake for 16h. The mixture is filtered through Celite. The Celite is washed with excess EtOH and the solvent is removed *in vacuo*. The residue is purified by chromatography (Biotage 40S, 90:9:1 CHCl₃/MeOH/NH₄OH) to afford 1.5g (68%) of *trans* 2-benzylquinuclidin-3-amine as an oil. MS (ESI+) for C₁₄H₂₀N₂ *m/z* 217.1 (M+H)⁺.

10 Preparation of *trans* N-[2-benzyl-1-azabicyclo[2.2.2]oct-3-yl]-4-chlorobenzamide hydrochloride.

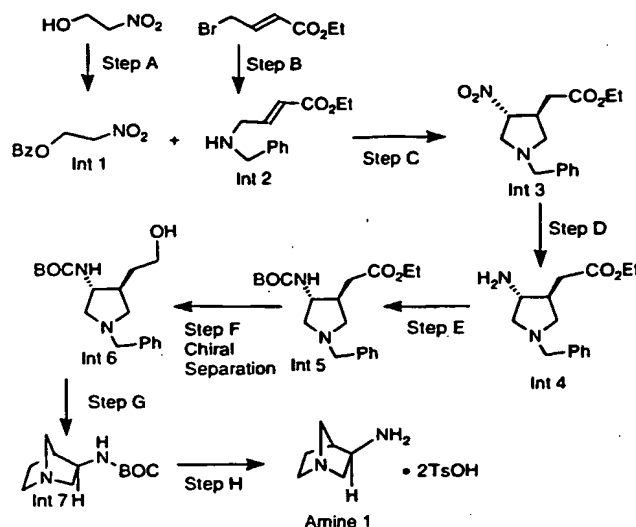
4-Chlorobenzoic acid (0.205g, 1.31mmol) and Et₃N (0.20mL, 1.43mmol) is dissolved in 6mL THF and treated with diphenylphosphinic chloride (0.25mL, 1.31mmol). After 0.5 h, a solution of *trans* 2-benzylquinuclidin-3-amine (0.280g, 1.29mmol) in 4mL THF is added. The reaction is allowed to stir at RT for 16h after which 1N NaOH is added. The mixture is extracted with CHCl₃, dried (MgSO₄), filtered and concentrated to provide 0.41g (88%) of a white solid. The hydrochloride salt is formed and recrystallized from IPA/EtOAc. HRMS (FAB) calcd for C₂₁H₂₃ClN₂O+H 355.1577, found 355.1563.

20

Using methods described herein, other examples can be prepared including *N*-(2-ethyl-1-azabicyclo[2.2.2]oct-3-yl)-4-chlorobenzamide as racemic mixtures or as enantiomers having any of the stereochemistry described herein.

25 3-Amino-1-azabicyclo[2.2.1]heptane (*m*¹ is 0 and *m*² is 1):

exo-3-Amino-1-azabicyclo[2.2.1]heptane
as the bis(hydro para-toluenesulfonate) salt



Step A. Preparation of 2-(benzyloxy)-1-nitroethane (Int 1).

Benzoyl chloride (14.9 mL, 128 mmol) is added to a stirred solution of nitroethanol (9.2 mL, 128 mmol) in dry benzene (120 mL). The solution is refluxed for 24 hr and then concentrated *in vacuo*. The crude product is purified by flash chromatography on silica gel. Elution with hexanes-EtOAc (80:20) affords Int 1 as a white solid (68% yield): ¹H NMR (CDCl₃) δ 8.0, 7.6, 7.4, 4.9, 4.8.

Step B. Preparation of ethyl *E*-4-(benzylamino)-2-butenoate (Int 2).

Ethyl *E*-4-bromo-2-butenoate (10 mL, 56 mmol, tech grade) is added to a stirred solution of benzylamine (16 mL, 146 mmol) in CH₂Cl₂ (200 mL) at rt. The reaction mixture stirs for 15 min, and is diluted with ether (1 L). The mixture is washed with saturated aqueous NaHCO₃ solution (3x) and water, dried over Na₂SO₄, filtered and concentrated *in vacuo*. The residue is purified by flash chromatography on silica gel. Elution with hexanes-EtOAc (70:30) affords Int 2 as a clear oil (62% yield): ¹H NMR (CDCl₃) δ 7.4-7.2, 7.0, 6.0, 4.2, 3.8, 3.4, 2.1-1.8, 1.3.

Step C. Preparation of *trans*-4-nitro-1-(phenylmethyl)-3-pyrrolidineacetic acid ethyl ester (Int 3).

A solution of Int 1 (6.81 g, 34.9 mmol) and Int 2 (7.65 g, 34.9 mmol) in EtOH (70 mL) stirs at rt for 15 h and is then concentrated *in vacuo*. The residue is diluted with ether (100 mL) and saturated aqueous NaHCO₃ solution (100 mL). The organic layer is separated and dried over Na₂SO₄, filtered and concentrated *in vacuo*. The crude product is purified by flash chromatography on silica gel. Elution with hexanes-

EtOAc (85:15) affords Int 3 as a clear oil (76% yield): $^1\text{H NMR}$ (CDCl_3) δ 7.4-7.3, 4.8-4.7, 4.1, 3.8-3.6, 3.3-3.0, 2.7-2.6, 2.4-2.3, 1.2.

Step D. Preparation of *trans*-4-amino-1-(phenylmethyl)-3-pyrrolidineacetic acid ethyl ester (Int 4).
5

A mixture of Int 3 (3.28 g, 11.2 mmol) and RaNi (1.5 g) in EtOH (100 mL) is placed in a Parr bottle and hydrogenated for 4 h under an atmosphere of hydrogen (46 psi) at rt. The mixture is filtered through a pad of Celite, and the solvent is removed *in vacuo* to afford Int 4 as a clear oil (100% yield): $^1\text{H NMR}$ (300 MHz, CDCl_3) δ 7.3-7.2, 4.1, 3.6, 3.2, 3.0-2.9, 2.8, 2.8-2.6, 2.6-2.4, 2.30-2.2, 1.2.
10

Step E. Preparation of *trans*-4-(1,1-dimethylethoxycarbonylamido)-1-(phenylmethyl)-3-pyrrolidineacetic acid ethyl ester (Int 5).

Di-*tert*-butyldicarbonate (3.67 g, 16.8 mmol) is added to a stirred solution of Int 4 (2.94 g, 11.2 mmol) in CH_2Cl_2 (30 mL) cooled in an ice bath. The reaction is allowed to warm to rt and stirred overnight. The mixture is concentrated *in vacuo*. The crude product is purified by flash chromatography on silica gel. Elution with hexanes-EtOAc (80:20) affords Int 5 as a white solid (77% yield): $^1\text{H NMR}$ (300 MHz, CDCl_3) δ 7.4-7.2, 5.1-4.9, 4.1, 4.0-3.8, 3.6, 3.2-3.0, 2.8-2.6, 2.5-2.4, 2.3-2.1, 1.4, 1.3.
15
20

Step F. Preparation of *trans*-(*tert*-butoxycarbonylamino)-4-(2-hydroxyethyl)-1-(*N*-phenylmethyl) pyrrolidine (Int 6).

LiAlH_4 powder (627 mg, 16.5 mmol) is added in small portions to a stirred solution of Int 5 (3.0 g, 8.3 mmol) in anhydrous THF (125 mL) in a -5°C bath. The mixture is stirred for 20 min in a -5°C bath, then quenched by the sequential addition of water (0.6 mL), 15% (w/v) aqueous NaOH (0.6 mL) and water (1.8 mL). Excess anhydrous K_2CO_3 is added, and the mixture is stirred for 1 h, then filtered. The filtrate is concentrated *in vacuo*. The residue is purified by flash chromatography on silica gel. Elution with EtOAc affords Int 6 as a white solid (94% yield): $^1\text{H NMR}$ (CDCl_3) δ 7.4-7.3, 5.3-5.2, 4.1-4.0, 3.9-3.7, 3.3-3.2, 2.8-2.7, 2.3-2.1, 1.7, 1.5.
25
30

Int 6 is a racemic mixture that can be resolved via chromatography using a Diacel chiral pack AD column. From the two enantiomers thus obtained, the (+)-enantiomer, $[\alpha]_D^{25} +35$ (c 1.0, MeOH), gives rise to the corresponding optically pure *exo*-4-*S* final compounds, whereas the (-)-enantiomer, $[\alpha]_D^{25} -34$ (c 0.98, MeOH), gives rise to optically pure *exo*-4-*R* final compounds. The methods described herein use the (+)-enantiomer of Int 6 to obtain the optically pure *exo*-4-*S* final compounds. However, the methods used are equally applicable to the (-)-enantiomer of Int 6, making non-critical changes to the methods provided herein to obtain the optically pure *exo*-4-*R* final compounds.

10

Step G. Preparation of *exo*-3-(*tert*-butoxycarbonylamino)-1-azabicyclo[2.2.1]heptane (Int 7).

TEA (8.0 g, 78.9 mmol) is added to a stirred solution of Int 6 (2.5 g, 7.8 mmol) in CH_2Cl_2 (50 mL), and the reaction is cooled in an ice-water bath. $\text{CH}_3\text{SO}_2\text{Cl}$ (5.5 g, 47.8 mmol) is then added dropwise, and the mixture is stirred for 10 min in an ice-water bath. The resulting yellow mixture is diluted with saturated aqueous NaHCO_3 solution, extracted with CH_2Cl_2 several times until no product remains in the aqueous layer by TLC. The organic layers are combined, washed with brine, dried over Na_2SO_4 and concentrated *in vacuo*. The residue is dissolved in EtOH (85 mL) and is heated to reflux for 16 h. The reaction mixture is allowed to cool to rt, transferred to a Parr bottle and treated with 10% Pd/C catalyst (1.25 g). The bottle is placed under an atmosphere of hydrogen (53 psi) for 16 h. The mixture is filtered through Celite, and fresh catalyst (10% Pd/C, 1.25 g) is added. Hydrogenolysis continues overnight. The process is repeated three more times until the hydrogenolysis is complete. The final mixture is filtered through Celite and concentrated *in vacuo*. The residue is purified by flash chromatography on silica gel. Elution with CHCl_3 -MeOH- NH_4OH (90:9.5:0.5) affords Int 7 as a white solid (46% yield): $^1\text{H NMR}$ (CDCl_3) δ 5.6-5.5, 3.8-3.7, 3.3-3.2, 2.8-2.7, 2.0-1.8, 1.7-1.5, 1.5.

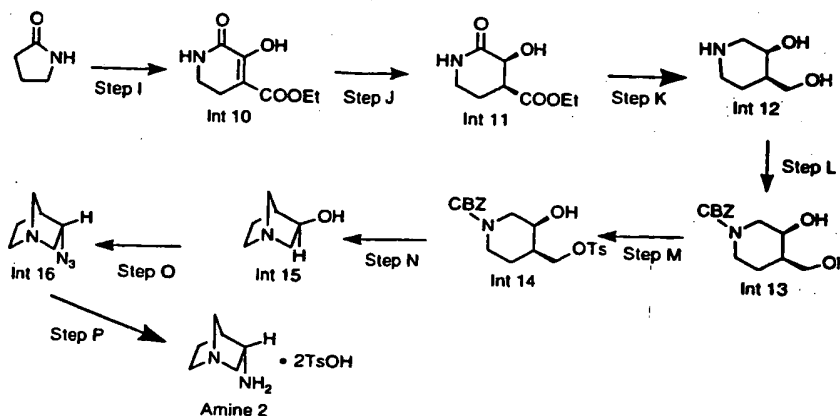
Step H. Preparation of *exo*-3-amino-1-azabicyclo[2.2.1]heptane bis(hydro-*para*-toluenesulfonate), Amine 1.

Para-toluenesulfonic acid monohydrate (1.46 g, 7.68 mmol) is added to a stirred solution of Int 7 (770 mg, 3.63 mmol) in EtOH (50 mL). The reaction mixture

is heated to reflux for 10 h, followed by cooling to rt. The precipitate is collected by vacuum filtration and washed with cold EtOH to give Amine 1 as a white solid (84% yield): $^1\text{H NMR}$ (CD_3OD) δ 7.7, 7.3, 3.9-3.7, 3.7-3.3, 3.2, 2.4, 2.3-2.2, 1.9-1.8.

5

endo-3-Amino-1-azabicyclo[2.2.1]heptane
as the bis(hydro para-toluenesulfonate) salt



Step I. Preparation of ethyl 5-hydroxy-6-oxo-1,2,3,6-tetrahydropyridine-4-carboxylate (Int 10).

10 Absolute EtOH (92.0 mL, 1.58 mol) is added to a mechanically stirred suspension of potassium ethoxide (33.2 g, 395 mmol) in dry toluene (0.470 L). When the mixture is homogeneous, 2-pyrrolidinone (33.6 g, 395 mmol) is added, and then a solution of diethyl oxalate (53.1 mL, 390 mmol) in toluene (98 mL) is added via an addition funnel. After complete addition, toluene (118 mL) and EtOH (78 mL) are added sequentially. The mixture is heated to reflux for 18 h. The mixture is cooled to
15 rt and aqueous HCl (150 mL of a 6.0 M solution) is added. The mixture is mechanically stirred for 15 min. The aqueous layer is extracted with CH_2Cl_2 , and the combined organic layers are dried over MgSO_4 , filtered and concentrated *in vacuo* to a yellow residue. The residue is recrystallized from EtOAc to afford Int 10 as a yellow
20 solid (38% yield): $^1\text{H NMR}$ (CDCl_3) δ 11.4, 7.4, 4.3, 3.4, 2.6, 1.3.

Step J. Preparation of ethyl *cis*-3-hydroxy-2-oxopiperidine-4-carboxylate (Int 11).

25 A mixture of Int 10 (15 g, 81 mmol) and 5% rhodium on carbon (2.0 g) in glacial acetic acid is placed under an atmosphere of hydrogen (52 psi). The mixture is shaken for 72 h. The mixture is filtered through Celite, and the filtrate is concentrated

in vacuo to afford Int 11 as a white solid (98% yield): $^1\text{H NMR}$ (CDCl_3) δ 6.3, 4.2, 4.0-3.8, 3.4, 3.3-3.2, 2.2, 1.3.

Step K. Preparation of *cis*-4-(hydroxymethyl)piperidin-3-ol (Int 12).

5 Int 11 (3.7 g, 19.9 mmol) as a solid is added in small portions to a stirred solution of LiAlH_4 in THF (80 mL of a 1.0 M solution) in an ice-water bath. The mixture is warmed to rt, and then the reaction is heated to reflux for 48 h. The mixture is cooled in an ice-water bath before water (3.0 mL, 170 mmol) is added dropwise, followed by the sequential addition of NaOH (3.0 mL of a 15% (w/v)
10 solution) and water (9.0 mL, 500 mmol). Excess K_2CO_3 is added, and the mixture is stirred vigorously for 15 min. The mixture is filtered, and the filtrate is concentrated *in vacuo* to afford Int 12 as a yellow powder (70% yield): $^1\text{H NMR}$ ($\text{DMSO}-d_6$) δ 4.3, 4.1, 3.7, 3.5-3.2, 2.9-2.7, 2.5-2.3, 1.5, 1.3.

15 Step L. Preparation of benzyl *cis*-3-hydroxy-4-(hydroxymethyl)piperidine-1-carboxylate (Int 13).

N-(benzyloxy carbonyloxy)succinimide (3.04 g, 12.2 mmol) is added to a stirred solution of Int 12 (1.6 g, 12.2 mmol) in saturated aqueous NaHCO_3 (15 mL) at rt. The mixture is stirred at rt for 18 h. The organic and aqueous layers are separated.
20 The aqueous layer is extracted with ether (3X). The combined organic layers are dried over anhydrous K_2CO_3 , filtered and concentrated *in vacuo* to afford Int 13 as a yellow oil (99% yield): $^1\text{H NMR}$ (CDCl_3) δ 7.4-7.3, 5.2, 4.3, 4.1, 3.8-3.7, 3.0-2.8, 2.1, 1.9-1.7, 1.4.

25 Step M. Preparation of benzyl *cis*-3-hydroxy-4-[(4-methylphenyl)sulfonyl oxymethyl]piperidine-1-carboxylate (Int 14).

Para-toluenesulfonyl chloride (1.0 g, 5.3 mmol) is added to a stirred solution of Int 13 (3.6 g, 5.3 mmol) in pyridine (10 mL) in a -15°C bath. The mixture is stirred for 4 h, followed by addition of HCl (4.5 mL of a 6.0 M solution). CH_2Cl_2 (5 mL) is
30 added. The organic and aqueous layers are separated. The aqueous layer is extracted with CH_2Cl_2 . The combined organic layers are washed with brine, dried over MgSO_4 , filtered and concentrated *in vacuo* to afford Int 14 as a colorless oil (78% yield): $^1\text{H NMR}$ (CDCl_3) δ 7.8, 7.4-7.2, 5.1, 4.3-4.2, 4.1, 3.9-3.8, 2.9-2.7, 2.4, 1.9, 1.6-1.3.

Step N. Preparation of *exo*-1-azabicyclo[2.2.1]heptan-3-ol (Int 15).

A mixture of Int 14 (3.6 g, 8.6 mmol) and 10% Pd/C catalyst (500 mg) in EtOH (50 mL) is placed under an atmosphere of hydrogen. The mixture is shaken for 5 16 h. The mixture is filtered through Celite. Solid NaHCO₃ (1.1 g, 13 mmol) is added to the filtrate, and the mixture is heated in an oil bath at 50°C for 5 h. The solvent is removed *in vacuo*. The residue is dissolved in saturated aqueous K₂CO₃ solution. Continuous extraction of the aqueous layer using a liquid-liquid extraction apparatus (18 h), followed by drying the organic layer over anhydrous K₂CO₃ and 10 removal of the solvent *in vacuo* affords Int 15 as a white solid (91% yield): ¹H NMR δ 3.8, 3.0-2.8, 2.6-2.5, 2.4-2.3, 1.7, 1.1.

Step O. Preparation of *endo*-3-azido-1-azabicyclo[2.2.1]heptane (Int 16).

To a mixture of Int 15 (1.0 g, 8.9 mmol) and triphenyl phosphine (3.0 g, 11.5 15 mmol) in toluene-THF (50 mL, 3:2) in an ice-water bath are added sequentially a solution of hydrazoic acid in toluene (15 mL of ca. 2 M solution) and a solution of diethyl azadicarboxylate (1.8 mL, 11.5 mmol) in toluene (20 mL). The mixture is allowed to warm to rt and stir for 18 h. The mixture is extracted with aqueous 1.0M HCl solution. The aqueous layer is extracted with EtOAc, and the combined organic 20 layers are discarded. The pH of the aqueous layer is adjusted to 9 with 50% aqueous NaOH solution. The aqueous layer is extracted with CH₂Cl₂ (3X), and the combined organic layers are washed with brine, dried over Na₂SO₄, filtered and concentrated *in vacuo*. The crude product is purified by flash chromatography on silica gel. Elution with CHCl₃-MeOH-NH₄OH (92:7:1) affords Int 16 as a colorless oil (41% yield): ¹H 25 NMR (CDCl₃) δ 4.1, 3.2, 2.8, 2.7-2.5, 2.2, 1.9, 1.5.

Step P. Preparation of *endo*-3-amino-1-azabicyclo[2.2.1]heptane bis(hydro-*para*-toluenesulfonate), Amine 2.

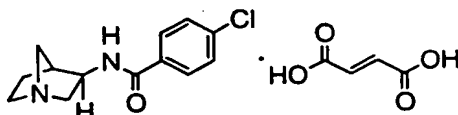
A mixture of Int 16 (250 mg, 1.8 mmol) and 10% Pd/C catalyst (12 mg) in 30 EtOH (10 mL) is placed under an atmosphere of hydrogen (15 psi). The mixture is stirred for 1 h at rt. The mixture is filtered through Celite, and the filtrate is concentrated *in vacuo*. The residue is dissolved in EtOH (10 mL) and *para*-toluenesulfonic acid monohydrate (690 mg, 3.7 mmol) is added. The mixture is

stirred for 30 min, and the precipitate is filtered. The precipitate is washed sequentially with cold EtOH and ether. The precipitate is dried *in vacuo* to afford Amine 2 as a white solid (85% yield): $^1\text{H NMR}$ (CD_3OD) δ 7.7, 7.3, 4.2, 3.9, 3.6-3.4, 3.3-3.2, 2.4, 2.3, 2.1.

5

Coupling

Example 2(a): *exo-N*-(1-Azabicyclo[2.2.1]hept-3-yl)-4-chlorobenzamide fumarate.



Preparation of *exo-N*-(1-azabicyclo[2.2.1]hept-3-yl)-4-chlorobenzamide.

10 To a stirred suspension of 4-chlorobenzoic acid (103 mg, 0.66 mmol) in dry CH_2Cl_2 (3.0 mL) is added triethylamine (92 μL , 0.66 mmol), followed by diphenylphosphoryl azide (118 μL , 0.55 mmol). In a separate flask, to a stirred solution of Amine 1 (200 mg, 0.44 mmol) in water (0.5 mL) and DMF (3.0 mL) is added triethylamine (245 μL , 1.76 mmol). After 10 min, the amine solution is rapidly

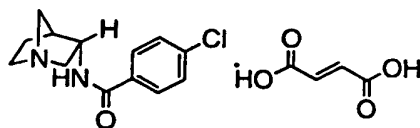
15 added to the benzoic acid solution, and the combined mixture is stirred for 24 h at rt. The reaction mixture is partitioned between saturated aqueous potassium carbonate solution and CH_2Cl_2 . The aqueous layer is extracted with CH_2Cl_2 , and the combined organic layers are washed with brine, dried over anhydrous magnesium sulfate, filtered and concentrated *in vacuo* to a clear residue. The crude product is purified by

20 flash chromatography on silica gel. Elution with chloroform-methanol-ammonium hydroxide (90:9:1) gives 88 mg (80%) of the desired material as a white solid: MS (ESI) m/e : 251 (M+H).

The fumarate salt is then made: To a stirred solution of *exo-N*-(1-azabicyclo[2.2.1]hept-3-yl)-4-chloro-benzamide (81 mg, 0.32 mmol) in acetone (5 mL)

25 is added a hot solution of fumaric acid (37 mg, 0.32 mmol) in isopropyl alcohol (2 mL). The mixture is stirred for 30 min in a 50°C water bath. The solvents are removed *in vacuo* and the remaining residue is dissolved in acetone (5 mL). The mixture is stirred overnight at rt. The solid precipitate is collected by filtration and

30 washed with acetone. The solid is dried *in vacuo* overnight to give 80 mg (67%) of the title compound as a white solid: $^1\text{H NMR}$ (methanol- d_4) δ 7.9, 7.5, 4.2, 3.7, 3.5-3.4, 3.2, 3.0, 2.2, 1.8.

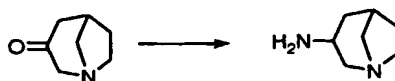
Example 2(b): *endo-N*-(1-Azabicyclo[2.2.1]hept-3-yl)-4-chloro-benzamide•fumarate:

Preparation of *endo-N*-(1-azabicyclo[2.2.1]hept-3-yl)-4-chloro-benzamide.

5 To a stirred suspension of 4-chlorobenzoic acid (103 mg, 0.66 mmol) in dry CH_2Cl_2 (3.0 mL) is added TEA (92 μL , 0.66 mmol), followed by diphenylphosphoryl azide (118 μL , 0.55 mmol). In a separate flask, to a stirred solution of Amine 2 (200 mg, 0.44 mmol) in water (0.5 mL) and DMF (3.0 mL) is added TEA (245 μL , 1.76 mmol). After 10 min, the amine solution is rapidly added to the benzoic acid solution,
 10 and the combined mixture is stirred for 24 h at rt. The reaction mixture is partitioned between saturated aqueous potassium carbonate solution and CH_2Cl_2 . The aqueous layer is extracted with CH_2Cl_2 , and the combined organic layers are washed with brine, dried over anhydrous magnesium sulfate, filtered and concentrated *in vacuo* to a clear residue. The crude product is purified by flash chromatography on silica gel.
 15 Elution with CHCl_3 -MeOH- NH_4OH (90:9:1) gives 55 mg (50%) of the desired material as a white solid. MS (ESI) *m/e* 251 [M+H].

To a stirred solution of *Endo*-1-azabicyclo[2.2.1]hept-3-yl)-4-chloro-benzamide (55g, 0.22 mmol) in acetone (5 mL) is added a hot solution of fumaric acid (26 mg, 0.22 mmol) in isopropyl alcohol (2 mL). The mixture is stirred for 30 min in a 50°C
 20 water bath. The solvents are removed *in vacuo* and the remaining residue is dissolved in acetone (5 mL). The mixture is stirred overnight at rt. The solid precipitate is collected by filtration and washed with acetone. The solid is dried *in vacuo* overnight to give 49 mg (61%) of Example 2(b) as a white solid. ^1H NMR (methanol- d_4) δ 7.9, 7.5, 6.7, 4.6, 3.8, 3.5-3.2, 3.1, 2.2-2.0.
 25

Using methods described herein, other compounds can be prepared, including any one of or combination of: *N*-(2-methyl)-1-azabicyclo[2.2.1]hept-3-yl)-4-chlorobenzamide, or *N*-(2-ethyl)-1-azabicyclo[2.2.1]hept-3-yl)-4-chlorobenzamide as racemic mixtures or as enantiomers having any of the stereochemistry described
 30 herein.

3-Amino-1-azabicyclo[3.2.1]octane (m^1 is 1 and m^2 is 1):*exo*-1-Azabicyclo[3.2.1]octan-3-amine dihydrochloride

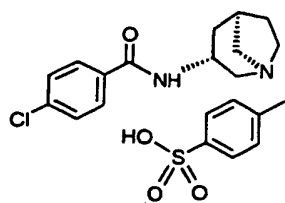
A mixture of 1-azabicyclo[3.2.1]octan-3-one hydrochloride (2.80 g, 17.3 mmol), ethanol (25 mL), and hydroxylamine hydrochloride (1.56 g, 22.4 mmol) is treated with sodium acetate trihydrate (7.07 g, 51.2 mmol). The mixture is stirred for 3 h and evaporated *in vacuo*. The residue is diluted with CH₂Cl₂, treated with charcoal, filtered and evaporated. The resulting material is taken up in 1-propanol (45 mL) and heated in a 100 °C oil bath. The solution is treated with sodium metal (6.4 g in portions). Heating continues for 3 h and the mixture is cooled to rt. Water is added carefully and the organic layer is extracted, dried (MgSO₄), filtered, acidified with MeOH/HCl(g), and evaporated. 2-Propanol is added and the resulting solid is filtered and dried *in vacuo* to give *exo*-1-azabicyclo[3.2.1]octan-3-amine dihydrochloride (*exo*-[3.2.1]-Amine) in 49% yield. MS for C₇H₁₄N₂•(HCl)₂ (ESI) (M + H)⁺ *m/z* = 127.

endo-1-Azabicyclo[3.2.1]octan-3-amine dihydrochloride:

A mixture of 1-azabicyclo[3.2.1]octan-3-one hydrochloride (2.80 g, 17.3 mmol), ethanol (25 mL), and hydroxylamine hydrochloride (1.56 g, 22.4 mmol) is treated with sodium acetate trihydrate (7.07 g, 51.2 mmol). The mixture is stirred for 3 h and evaporated *in vacuo*. The residue is diluted with CH₂Cl₂, treated with charcoal, filtered and evaporated. The resulting oxime (3.1 mmol) is treated with acetic acid (30 mL) and hydrogenated at 50 psi over PtO₂ (50 mg) for 12 h. The mixture is then filtered and evaporated. The residue is taken up in a minimal amount of water (6 mL) and the pH is adjusted to >12 using solid NaOH. The mixture is then extracted with ethyl acetate (4 X 25 mL), dried over MgSO₄, filtered, treated with ethereal HCl, and evaporated to give the give *endo*-1-azabicyclo[3.2.1]octan-3-amine dihydrochloride (*endo*-[3.2.1]-Amine).

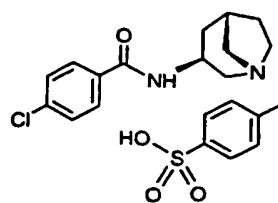
Coupling

Example 3: *exo*-*N*-[1-azabicyclo[3.2.1]oct-3-yl]-4-chlorobenzamide 4-methylbenzenesulfonate.



Example 3(a)

3*R*,5*R*-*N*-(1-azabicyclo[3.2.1]oct-3-yl)-
4-chlorobenzamide 4-methylbenzenesulfonate



Example 3(b)

3*S*,5*S*-*N*-(1-azabicyclo[3.2.1]oct-3-yl)-
4-chlorobenzamide 4-methylbenzenesulfonate

A mixture of *exo*-[3.2.1]-Amine (0.335 g, 2.14 mmol), 4-chlorobenzoic acid (0.426 g, 2.14 mmol), THF (35 mL), DIEA (1.2 mL, 6.89 mmol), and DMF (10 mL) is cooled in an ice bath and treated with HATU (0.874 g, 2.30 mmol). The mixture is warmed to rt overnight and is evaporated. The residue is diluted with CHCl₃ and washed with aqueous NaOH (1N). The organic layer is dried (MgSO₄), filtered, evaporated, and the resulting oil purified by flash column chromatography (1:9:90; conc. NH₄OH-MeOH-CHCl₃). The *p*-toluenesulfonate salt is formed and triturated with EtOAc/hexane to yield the desired product (0.589 g, 63%). MS for C₁₄H₁₇ClN₂O•C₈H₈O₃S (ESI) (MH)⁺ *m/z* = 265.

The enantiomers of the compound as the *p*-toluenesulfonate salt are separated using a 5x50 cm Chiralcel OD column at 30 °C using a 25% isopropanol/75% heptane/0.1% diethylamine (v/v/v) mobile phase, 84 mL/min. flow rate, and UV detection at 225 nm. Injections of 250 mg (25 mL of 3:1 IPA/CHCl₃) are made. Two collections are made with one being from 8-14 min and the second one being from 20-30 min. Reanalysis on a 0.46x25 cm Chiralcel OD-H column, 15% IPA/85% heptane/0.1% DEA mobile phase, 0.5 mL/min. flow rate, UV detection at 225 nm. is used. The compound having the 3*R*,5*R* stereochemistry eluted at 11.7 min while the compound having the 3*S*,5*S* stereochemistry eluted at 23.5 min.

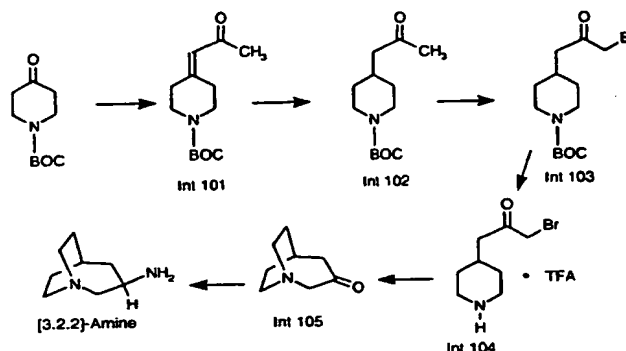
Example 3(a): The compound is partitioned between 1N NaOH and CH₂Cl₂, washed with H₂O and dried (MgSO₄). The *p*-toluenesulfonate salt is formed using *p*-TsOH monohydrate and EtOH, triturated with IPA, and dried *in vacuo* to yield (3*R*, 5*R*)-*N*-(1-azabicyclo[3.2.1]oct-3-yl)-4-chlorobenzamide 4-methylbenzenesulfonate (0.171g, 18%). MS (ESI) for C₁₄H₁₇ClN₂O•C₈H₈O₃S (MH)⁺ *m/z* = 265.

Example 3(b): The compound is partitioned between 1N NaOH and CH₂Cl₂, washed with H₂O and dried (MgSO₄). The *p*-toluenesulfonate salt is formed using *p*-TsOH monohydrate and EtOH, triturated with IPA, and dried *in vacuo* to yield (3*S*,

5S)-*N*-(1-azabicyclo[3.2.1]oct-3-yl)-4-chlorobenzamide 4-methylbenzenesulfonate (0.170 g, 18%). MS (ESI) for $C_{14}H_{17}ClN_2O \cdot C_8H_8O_3S$ (MH)⁺ $m/z = 265$.

Using methods described herein, other compounds can be prepared, including
 5 any one of or combination of:
N-[2-methyl-1-azabicyclo[3.2.1]oct-3-yl]-4-chlorobenzamide,
N-[4-methyl-1-azabicyclo[3.2.1]oct-3-yl]-4-chlorobenzamide,
N-[2-ethyl-1-azabicyclo[3.2.1]oct-3-yl]-4-chlorobenzamide, or
N-[4-ethyl-1-azabicyclo[3.2.1]oct-3-yl]-4-chlorobenzamide, as racemic
 10 mixtures or as enantiomers having any of the stereochemistry described herein.

3-Amino-1-azabicyclo[3.2.2]nonane (m^1 is 1 and m^2 is 2):



15 Preparation of *tert*-butyl 4-(2-oxopropylidene)piperidine-1-carboxylate (Int 101):

Sodium hydride (60% oil dispersion, 2.01 g, 50.2 mmol) is washed with pentane (3X) and suspended in dry THF (40 mL). The solution is cooled to 0°C before diethyl (2-oxopropyl)phosphonate (9.75 g, 50.2 mmol) is added dropwise. After complete addition, the solution is warmed to rt and stirred for 30 min.
 20 *tert*-Butyl 4-oxo-1-piperidinecarboxylate (5.0 g, 25.1 mmol) is added in portions over 10 min, followed by stirring at rt for 2 h. A saturated aqueous solution of ammonium chloride is added, followed by dilution with ether. The organic layer is extracted with water. The organic layer is dried over anhydrous $MgSO_4$, filtered and concentrated to a yellow oil. The crude product is purified by flash chromatography on silica gel.
 25 Elution with hexanes-ether (60:40) gives 4.5 g (75%) of Int 101 as a white solid: ¹H NMR ($CDCl_3$) δ 6.2, 3.5, 3.4, 2.9, 2.3, 2.2, 1.5.

Preparation of *tert*-butyl 4-(2-oxopropyl)piperidine-1-carboxylate (Int 102):

A mixture of Int 101 (4.5 g, 19 mmol) and 10% palladium on activated carbon (450 mg) in EtOH (150 mL) is placed in a Parr bottle and hydrogenated for 5 h at 50 psi. The mixture is filtered through Celite, and the filtrate is concentrated *in vacuo* to afford 4.3 g (94%) of Int 102 as a clear oil: ¹H NMR (CDCl₃) δ 4.1, 2.8, 2.4, 2.2, 2.0, 1.7, 1.5, 1.1.

Preparation of *tert*-butyl 4-(3-bromo-2-oxopropyl)piperidine-1-carboxylate (Int 103):

To a stirred solution lithium hexamethyldisilylamide in THF (20.0 mL, 1.0 M) in a -78°C bath is added chlorotrimethylsilane (11.0 mL, 86.4 mmol) dropwise. The mixture is stirred at -78°C for 20 min, followed by addition of Int 102 (3.21 g, 13.3 mmol) in a solution of THF (50 mL) dropwise. After complete addition, the mixture is stirred at -78°C for 30 min. The mixture is warmed to 0°C in an ice-water bath and phenyltrimethylammonium tribromide (5.25 g, 14.0 mmol) is added. The mixture is stirred in an ice-bath for 30 min, followed by the addition of water and ether. The aqueous layer is washed with ether, and the combined organic layers are washed with saturated aqueous sodium thiosulfate solution. The organic layer is dried over anhydrous MgSO₄, filtered and concentrated *in vacuo* to afford a yellow oil. The crude product is purified by flash chromatography on silica gel. Elution with hexanes-ether (60:40) gives 2.2 g (52%) of Int 103 as a lt. yellow oil: ¹H NMR (CDCl₃) δ 4.2-4.1, 3.9, 2.8, 2.7, 2.6, 2.1-2.0, 1.7, 1.5, 1.2-1.1.2.

Preparation of 1-bromo-3-piperidin-4-ylacetone trifluoroacetate (Int 104):

To a stirred solution of Int 103 (2.2 g, 6.9 mmol) in CH₂Cl₂ (30 mL) in an ice-water bath is added trifluoroacetic acid (10 mL, 130 mmol). The mixture is stirred at 0°C for 30 min. The volatiles are removed *in vacuo* to afford 2.0 g (87%) of Int 104 as a yellow residue: MS (ESI) for C₈H₁₅BrNO [M+H] *m/e* 220.

Preparation of 1-azabicyclo[3.2.2]nonan-3-one (Int 105):

To a stirred solution of DIEA (13 mL) in acetonitrile (680 mL) at reflux temperature is added a solution of Int 104 (2.0 g, 6.0 mmol) in acetonitrile (125 mL) over a 4 h period via syringe pump. The mixture is kept at reflux temperature

overnight. The mixture is concentrated *in vacuo* and the remaining residue is partitioned between a saturated aqueous potassium carbonate solution and CHCl₃-MeOH (90:10). The aqueous layer is extracted with CHCl₃-MeOH (90:10), and the combined organic layers are dried over MgSO₄, filtered and concentrated *in vacuo* to a brown oil. The crude product is purified by flash chromatography on silica gel. Elution with CHCl₃-MeOH-NH₄OH (95:4.5:0.5) gave 600 mg (72%) of Int 105 as a clear solid: ¹H NMR (CDCl₃) δ 3.7, 3.3-3.2, 3.1-3.0, 2.7, 2.3, 2.0-1.8.

Preparation of 1-azabicyclo[3.2.2]nonan-3-amine bis(4-methylbenzenesulfonate) ([3.2.2]-Amine):

To a stirred mixture of Int 105 (330 mg, 2.4 mmol) and sodium acetate·trihydrate (670 mg, 4.8 mmol) in EtOH (6.0 mL) is added hydroxylamine·hydrochloride (200 mg, 2.8 mmol). The mixture is stirred at rt for 10 h. The mixture is filtered and the filtrate is concentrated *in vacuo* to a yellow solid. To a solution of the solid (350 mg, 2.3 mmol) in *n*-propanol (30 mL) at reflux temperature is added sodium metal (2.0 g, 87 mmol) in small portions over 30 min. Heating at reflux is continued for 2 h. The solution is cooled to rt and brine is added. The mixture is extracted with *n*-propanol, and the combined organic layers are concentrated *in vacuo*. The residue is taken up in CHCl₃ and the remaining solids are filtered. The filtrate is dried over anhydrous MgSO₄, filtered and concentrated *in vacuo* to a clear solid. To a stirred solution of the solid (320 mg, 2.3 mmol) in EtOH (4 mL) is added *p*-toluenesulfonic acid monohydrate (875 mg, 4.6 mmol). The solution is warmed in a water bath to 45°C for 30 min, followed by concentration of the solvent to afford 710 mg (62%) of [3.2.2]-Amine as a white solid: ¹H NMR (CD₃OD) δ 7.7, 7.3, 4.1-3.9, 3.6-3.4, 2.6-2.5, 2.4, 2.2-2.1, 2.1-2.0, 1.9.

Resolution of stereoisomers:

The amine can be coupled to form the appropriate amide as a racemic mixture. The racemic mixture can then be resolved by chromatography using chiral columns or chiral HPLC, techniques widely known in the art, to provide the requisite resolved enantiomers 3(R) and 3(S) of said amide.

Using methods described herein, other compounds can be prepared, including any one of or combination of:

N-(1-azabicyclo[3.2.2]non-3-yl)-4-chlorobenzamide,
N-(4-methyl-1-azabicyclo[3.2.2]non-3-yl)-4-chlorobenzamide,
N-(2-methyl-1-azabicyclo[3.2.2]non-3-yl)-4-chlorobenzamide,
N-(4-ethyl-1-azabicyclo[3.2.2]non-3-yl)-4-chlorobenzamide, or
5 *N*-(2-ethyl-1-azabicyclo[3.2.2]non-3-yl)-4-chlorobenzamide, as racemic mixtures or as enantiomers having the stereochemistry as described herein.

Materials and Methods for identifying binding constants:

Membrane Preparation. Male Sprague-Dawley rats (300-350g) are sacrificed
10 by decapitation and the brains (whole brain minus cerebellum) are dissected quickly, weighed and homogenized in 9 volumes/g wet weight of ice-cold 0.32 M sucrose using a rotating pestle on setting 50 (10 up and down strokes). The homogenate is centrifuged at 1,000 x g for 10 minutes at 4 °C. The supernatant is collected and centrifuged at 20,000 x g for 20 minutes at 4 °C. The resulting pellet is resuspended
15 to a protein concentration of 1 - 8 mg/mL. Aliquots of 5 mL homogenate are frozen at -80 °C until needed for the assay. On the day of the assay, aliquots are thawed at room temperature and diluted with Krebs' - 20 mM Hepes buffer pH 7.0 (at room temperature) containing 4.16 mM NaHCO₃, 0.44 mM KH₂PO₄, 127 mM NaCl, 5.36 mM KCl, 1.26 mM CaCl₂, and 0.98 mM MgCl₂, so that 25 - 150 µg protein are added
20 per test tube. Protein concentration is determined by the Bradford method (Bradford, M.M., *Anal. Biochem.*, 72, 248-254, 1976) using bovine serum albumin as the standard.

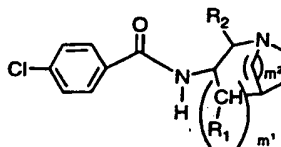
Binding Assay. For saturation studies, 0.4 mL homogenate are added to test tubes containing buffer and various concentrations of radioligand, and are incubated
25 in a final volume of 0.5 mL for 1 hour at 25 °C. Nonspecific binding was determined in tissues incubated in parallel in the presence of 1 µM MLA, added before the radioligand. In competition studies, drugs are added in increasing concentrations to the test tubes before addition of approximately 3.0 to 4.0 nM [³H]-MLA. The incubations are terminated by rapid vacuum filtration through Whatman GF/B glass
30 filter paper mounted on a 48 well Brandel cell harvester. Filters are pre-soaked in 50 mM Tris HCl pH 7.0 - 0.05 % polyethylenimine. The filters are rapidly washed two times with 5 mL aliquots of cold 0.9% saline and then counted for radioactivity by liquid scintillation spectrometry.

Data Analysis. In competition binding studies, the inhibition constant (K_i) was calculated from the concentration dependent inhibition of [³H]-MLA binding obtained from non-linear regression fitting program according to the Cheng-Prusoff equation (Cheng, Y.C. and Prusoff, W.H., *Biochem. Pharmacol.*, 22, p. 3099-3108, 1973). Hill coefficients were obtained using non-linear regression (GraphPad Prism 5 sigmoidal dose-response with variable slope).

Example	K _i (nM)
Example 1(a)	26
Example 1(b)(i)	65-140
Example 3 (racemic)	115
Example 3 (3R, 5R)	18
Example 3(3S, 5S)	>1000

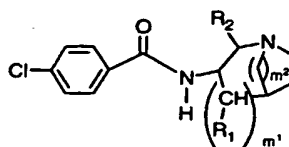
What is claimed:

1. A compound of the Formula I:



Formula I

- 5 wherein m^1 is 0 or 1;
 m^2 is 1 or 2, provided that when m^1 is 0, m^2 is 1;
 R_1 is -H, alkyl, halogenated alkyl, substituted alkyl, cycloalkyl, or phenyl;
 R_2 is -H, alkyl, halogenated alkyl, substituted alkyl, cycloalkyl, or phenyl;
 or a pharmaceutically acceptable salt, pharmaceutical composition, pure
 10 enantiomer, or racemic mixture thereof.
2. A method for treating a disease or condition in a mammal in need thereof,
 wherein the $\alpha 7$ nicotinic acetylcholine receptor is implicated comprising
 administering to a mammal a therapeutically effective amount of a compound from
 15 Formula I:



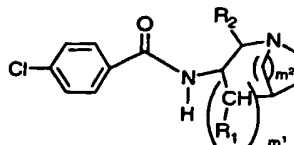
Formula I

- wherein m^1 is 0 or 1;
 m^2 is 1 or 2;
 20 R_1 is -H, alkyl, halogenated alkyl, substituted alkyl, cycloalkyl, or phenyl;
 R_2 is -H, alkyl, halogenated alkyl, substituted alkyl, cycloalkyl, or phenyl;
 or a pharmaceutically acceptable salt, pharmaceutical composition, pure
 enantiomer, or racemic mixture thereof.
3. The method according to claim 2, wherein said compound is administered
 25 rectally, topically, orally, sublingually, or parenterally.
4. The method according to claim 3, wherein said compound is administered
 from about 0.001 to about 100 mg/kg of body weight of said mammal per day.

5. The method according to claim 3, wherein said compound is administered from about 0.1 to about 50 mg/kg of body weight of said mammal per day.
6. A method according to claim 2, wherein the compound is *N*-(1-azabicyclo[2.2.2]oct-3-yl)-4-chlorobenzamide or a pharmaceutically acceptable salt, pharmaceutical composition, pure enantiomer, or racemic mixture thereof.
7. The method according to claim 6, wherein said compound is administered rectally, topically, orally, sublingually, or parenterally.
8. The method according to claim 7, wherein said compound is administered from about 0.001 to about 100 mg/kg of body weight of said mammal per day.
9. The method according to claim 7, wherein said compound is administered from about 0.1 to about 50 mg/kg of body weight of said mammal per day.
10. A method according to claim 2, wherein the compound includes *N*-(1-azabicyclo[2.2.1]hept-3-yl)-4-chloro-benzamide, *N*-(2-methyl-1-azabicyclo[2.2.1]hept-3-yl)-4-chlorobenzamide, *N*-(2-ethyl-1-azabicyclo[2.2.1]hept-3-yl)-4-chlorobenzamide, *N*-(2-methyl-1-azabicyclo[2.2.2]oct-3-yl)-4-chlorobenzamide, *N*-(2-ethyl-1-azabicyclo[2.2.2]oct-3-yl)-4-chlorobenzamide, *N*-(2-benzyl-1-azabicyclo[2.2.2]oct-3-yl)-4-chlorobenzamide, *N*-[1-azabicyclo[3.2.1]oct-3-yl]-4-chlorobenzamide, *N*-[2-methyl-1-azabicyclo[3.2.1]oct-3-yl]-4-chlorobenzamide, *N*-[4-methyl-1-azabicyclo[3.2.1]oct-3-yl]-4-chlorobenzamide, *N*-[2-ethyl-1-azabicyclo[3.2.1]oct-3-yl]-4-chlorobenzamide, *N*-[4-ethyl-1-azabicyclo[3.2.1]oct-3-yl]-4-chlorobenzamide, *N*-(1-azabicyclo[3.2.2]non-3-yl)-4-chlorobenzamide, *N*-(4-methyl-1-azabicyclo[3.2.2]non-3-yl)-4-chlorobenzamide, *N*-(2-methyl-1-azabicyclo[3.2.2]non-3-yl)-4-chlorobenzamide, *N*-(4-ethyl-1-azabicyclo[3.2.2]non-3-yl)-4-chlorobenzamide, *N*-(2-ethyl-1-azabicyclo[3.2.2]non-3-yl)-4-chlorobenzamide, or a pharmaceutically acceptable salt, pharmaceutical composition, pure enantiomer, or racemic mixture thereof.
11. The method according to claim 10, wherein said compound is administered rectally, topically, orally, sublingually, or parenterally.
12. The method according to claim 11, wherein said compound is administered from about 0.001 to about 100 mg/kg of body weight of said mammal per day.

13. The method according to claim 11, wherein said compound is administered from about 0.1 to about 50 mg/kg of body weight of said mammal per day.

14. A method for treating a diseases where there is a sensory-gating deficit in a mammal comprising administering to a mammal in need thereof a therapeutically effective amount of a compound of Formula I:



Formula I

wherein m^1 is 0 or 1;

10 m^2 is 1 or 2;

R_1 is -H, alkyl, halogenated alkyl, substituted alkyl, cycloalkyl, or phenyl;

R_2 is -H, alkyl, halogenated alkyl, substituted alkyl, cycloalkyl, or phenyl;

or a pharmaceutically acceptable salt, pharmaceutical composition, a pure enantiomer or racemic mixture thereof.

15 15. The method according to claim 14, wherein said compound is administered rectally, topically, orally, sublingually, or parenterally.

16. The method according to claim 15, wherein said compound is administered from about 0.001 to about 100 mg/kg of body weight of said mammal per day.

17. The method according to claim 15, wherein said compound is administered from about 0.1 to about 50 mg/kg of body weight of said mammal per day.

18. A method according to claim 14, wherein the compound is *N*-(1-azabicyclo[2.2.2]oct-3-yl)-4-chlorobenzamide or a pharmaceutically acceptable salt, pharmaceutical composition, pure enantiomer, or racemic mixture thereof.

25 19. The method according to claim 18, wherein said compound is administered rectally, topically, orally, sublingually, or parenterally.

20. The method according to claim 19, wherein said compound is administered from about 0.001 to about 100 mg/kg of body weight of said mammal per day.

21. The method according to claim 19, wherein said compound is administered from about 0.1 to about 50 mg/kg of body weight of said mammal per day.

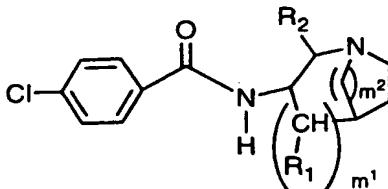
22. A method according to claim 14, wherein the compound includes *N*-(1-azabicyclo[2.2.1]hept-3-yl)-4-chloro-benzamide, *N*-(2-methyl-1-azabicyclo[2.2.1]hept-3-yl)-4-chlorobenzamide, *N*-(2-ethyl-1-azabicyclo[2.2.1]hept-3-yl)-4-chlorobenzamide, *N*-(2-methyl-1-azabicyclo[2.2.2]oct-3-yl)-4-chlorobenzamide, *N*-(2-ethyl-1-azabicyclo[2.2.2]oct-3-yl)-4-chlorobenzamide, *N*-(2-benzyl-1-azabicyclo[2.2.2]oct-3-yl)-4-chlorobenzamide, *N*-(1-azabicyclo[3.2.2]non-3-yl)-4-chlorobenzamide, *N*-(4-methyl-1-azabicyclo[3.2.2]non-3-yl)-4-chlorobenzamide, *N*-(2-methyl-1-azabicyclo[3.2.2]non-3-yl)-4-chlorobenzamide, *N*-(4-ethyl-1-azabicyclo[3.2.2]non-3-yl)-4-chlorobenzamide, *N*-(2-ethyl-1-azabicyclo[3.2.2]non-3-yl)-4-chlorobenzamide, *N*-(1-azabicyclo[3.2.2]non-3-yl)-4-chlorobenzamide, *N*-(4-methyl-1-azabicyclo[3.2.2]non-3-yl)-4-chlorobenzamide, *N*-(2-methyl-1-azabicyclo[3.2.2]non-3-yl)-4-chlorobenzamide, *N*-(4-ethyl-1-azabicyclo[3.2.2]non-3-yl)-4-chlorobenzamide, *N*-(2-ethyl-1-azabicyclo[3.2.2]non-3-yl)-4-chlorobenzamide, or a pharmaceutically acceptable salt, pharmaceutical composition, pure enantiomer, or racemic mixture thereof.

23. The method according to claim 22, wherein said compound is administered rectally, topically, orally, sublingually, or parenterally.

24. The method according to claim 23, wherein said compound is administered from about 0.001 to about 100 mg/kg of body weight of said mammal per day.

25. The method according to claim 23, wherein said compound is administered from about 0.1 to about 50 mg/kg of body weight of said mammal per day.

26. Use of a compound of Formula I:



Formula I

wherein m^1 is 0 or 1;

m^2 is 1 or 2;

R_1 is -H, alkyl, halogenated alkyl, substituted alkyl, cycloalkyl, or phenyl;

R_2 is -H, alkyl, halogenated alkyl, substituted alkyl, cycloalkyl, or phenyl;

or a pharmaceutically acceptable salt, pure enantiomer, or racemic mixture thereof for the preparation of a pharmaceutical composition for treating a disease or condition wherein the $\alpha 7$ nicotinic acetylcholine receptor is implicated.

- 5 27. The use according to claim 26, wherein said pharmaceutical composition is to be administered rectally, topically, orally, sublingually, or parenterally.
28. The use according to claim 27, wherein said compound is to be administered in an amount of from about 0.001 to about 100 mg/kg of body weight of said mammal per day.
- 10 29. The use according to claim 27, wherein said compound is to be administered in an amount of from about 0.1 to about 50 mg/kg of body weight of said mammal per day.
30. The use according to claim 26, wherein the pharmaceutical composition is *N*-(1-azabicyclo[2.2.2]oct-3-yl)-4-chlorobenzamide or a pharmaceutically acceptable
- 15 salt, pharmaceutical composition, pure enantiomer, or racemic mixture thereof.
31. The use according to claim 30, wherein said pharmaceutical composition is to be administered rectally, topically, orally, sublingually, or parenterally.
32. The use according to claim 31, wherein said compound is to be administered in an amount of from about 0.001 to about 100 mg/kg of body weight of said mammal
- 20 per day.
33. The use according to claim 31, wherein said compound is to be administered in an amount of from about 0.1 to about 50 mg/kg of body weight of said mammal per day.
- 25 34. The use according to claim 26, wherein the pharmaceutical composition includes *N*-(1-azabicyclo[2.2.1]hept-3-yl)-4-chloro-benzamide, *N*-(2-methyl-1-azabicyclo[2.2.1]hept-3-yl)-4-chlorobenzamide, *N*-(2-ethyl-1-azabicyclo[2.2.1]hept-3-yl)-4-chlorobenzamide, *N*-(2-methyl-1-azabicyclo[2.2.2]oct-3-yl)-4-chlorobenzamide, *N*-(2-ethyl-1-azabicyclo[2.2.2]oct-3-yl)-4-chlorobenzamide, *N*-(2-benzyl-1-
- 30 azabicyclo[2.2.2]oct-3-yl)-4-chlorobenzamide, *N*-(1-azabicyclo[3.2.2]non-3-yl)-4-chlorobenzamide, *N*-(4-methyl-1-azabicyclo[3.2.2]non-3-yl)-4-chlorobenzamide, *N*-(2-methyl-1-azabicyclo[3.2.2]non-3-yl)-4-chlorobenzamide, *N*-(4-ethyl-1-azabicyclo[3.2.2]non-3-yl)-4-chlorobenzamide, *N*-(2-ethyl-1-azabicyclo[3.2.2]non-3-

yl)-4-chlorobenzamide, *N*-(1-azabicyclo[3.2.2]non-3-yl)-4-chlorobenzamide, *N*-(4-methyl-1-azabicyclo[3.2.2]non-3-yl)-4-chlorobenzamide, *N*-(2-methyl-1-azabicyclo[3.2.2]non-3-yl)-4-chlorobenzamide, *N*-(4-ethyl-1-azabicyclo[3.2.2]non-3-yl)-4-chlorobenzamide, *N*-(2-ethyl-1-azabicyclo[3.2.2]non-3-yl)-4-chlorobenzamide, or a pharmaceutically acceptable salt, pharmaceutical composition, pure enantiomer, or racemic mixture thereof.

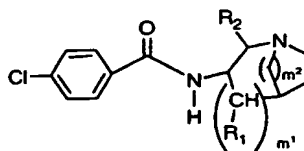
35. The use according to claim 34, wherein said pharmaceutical composition is to be administered rectally, topically, orally, sublingually, or parenterally.

36. The use according to claim 35, wherein said compound is to be administered in an amount of from about 0.001 to about 100 mg/kg of body weight of said mammal per day.

37. The use according to claim 35, wherein said compound is to be administered in an amount of from about 0.1 to about 50 mg/kg of body weight of said mammal per day.

15

38. Use of a compound of Formula I:



Formula I

wherein m^1 is 0 or 1;

20 m^2 is 1 or 2;

R_1 is -H, alkyl, halogenated alkyl, substituted alkyl, cycloalkyl, or phenyl;

R_2 is -H, alkyl, halogenated alkyl, substituted alkyl, cycloalkyl, or phenyl;

or a pharmaceutically acceptable salt, pure enantiomer, or racemic mixture thereof for the preparation of a pharmaceutical composition for treating a disease or condition wherein there is a sensory-gating deficit in a mammal.

39. The use according to claim 38, wherein said pharmaceutical composition is to be administered rectally, topically, orally, sublingually, or parenterally.

40. The use according to claim 39, wherein said compound is to be administered in an amount of from about 0.001 to about 100 mg/kg of body weight of said mammal per day.

30

41. The use according to claim 39, wherein said compound is to be administered in an amount of from about 0.1 to about 50 mg/kg of body weight of said mammal per day.
42. The use according to claim 38, wherein the pharmaceutical composition is *N*-(1-azabicyclo[2.2.2]oct-3-yl)-4-chlorobenzamide or a pharmaceutically acceptable salt, pharmaceutical composition, pure enantiomer, or racemic mixture thereof.
43. The use according to claim 42, wherein said pharmaceutical composition is to be administered rectally, topically, orally, sublingually, or parenterally.
44. The use according to claim 43, wherein said compound is to be administered in an amount of from about 0.001 to about 100 mg/kg of body weight of said mammal per day.
45. The use according to claim 43, wherein said compound is to be administered in an amount of from about 0.1 to about 50 mg/kg of body weight of said mammal per day.
46. The use according to claim 38, wherein the pharmaceutical composition includes *N*-(1-azabicyclo[2.2.1]hept-3-yl)-4-chloro-benzamide, *N*-(2-methyl-1-azabicyclo[2.2.1]hept-3-yl)-4-chlorobenzamide, *N*-(2-ethyl-1-azabicyclo[2.2.1]hept-3-yl)-4-chlorobenzamide, *N*-(2-methyl-1-azabicyclo[2.2.2]oct-3-yl)-4-chlorobenzamide, *N*-(2-ethyl-1-azabicyclo[2.2.2]oct-3-yl)-4-chlorobenzamide, *N*-(2-benzyl-1-azabicyclo[2.2.2]oct-3-yl)-4-chlorobenzamide, *N*-(1-azabicyclo[3.2.2]non-3-yl)-4-chlorobenzamide, *N*-(4-methyl-1-azabicyclo[3.2.2]non-3-yl)-4-chlorobenzamide, *N*-(2-methyl-1-azabicyclo[3.2.2]non-3-yl)-4-chlorobenzamide, *N*-(4-ethyl-1-azabicyclo[3.2.2]non-3-yl)-4-chlorobenzamide, *N*-(2-ethyl-1-azabicyclo[3.2.2]non-3-yl)-4-chlorobenzamide, *N*-(1-azabicyclo[3.2.2]non-3-yl)-4-chlorobenzamide, *N*-(4-methyl-1-azabicyclo[3.2.2]non-3-yl)-4-chlorobenzamide, *N*-(2-methyl-1-azabicyclo[3.2.2]non-3-yl)-4-chlorobenzamide, *N*-(4-ethyl-1-azabicyclo[3.2.2]non-3-yl)-4-chlorobenzamide, *N*-(2-ethyl-1-azabicyclo[3.2.2]non-3-yl)-4-chlorobenzamide, or a pharmaceutically acceptable salt, pharmaceutical composition, pure enantiomer, or racemic mixture thereof.
47. The use according to claim 46, wherein said pharmaceutical composition is to be administered rectally, topically, orally, sublingually, or parenterally.

48. The use according to claim 47, wherein said compound is to be administered in an amount of from about 0.001 to about 100 mg/kg of body weight of said mammal per day.

49. The use according to claim 47, wherein said compound is to be administered
5 in an amount of from about 0.1 to about 50 mg/kg of body weight of said mammal per day.

INTERNATIONAL SEARCH REPORT

International Application No
PCT/US 02/08268

A. CLASSIFICATION OF SUBJECT MATTER

IPC 7 C07D453/02 C07D487/08 C07D471/08 A61K31/435 A61K31/44
A61K31/445 A61K31/505 A61P25/00 //(C07D487/08,209:00,
209:00),(C07D471/08,221:00,209:00),(C07D471/08,223:00,221:00)

According to International Patent Classification (IPC) or to both national classification and IPC

B. FIELDS SEARCHED

Minimum documentation searched (classification system followed by classification symbols)
IPC 7 C07D A61K

Documentation searched other than minimum documentation to the extent that such documents are included in the fields searched

Electronic data base consulted during the international search (name of data base and, where practical, search terms used)

EPO-Internal, CHEM ABS Data, BEILSTEIN Data

C. DOCUMENTS CONSIDERED TO BE RELEVANT

Category *	Citation of document, with indication, where appropriate, of the relevant passages	Relevant to claim No.
P, X	WO 01 60821 A (ASTRAZENECA AB ; PHILLIPS EIFION (US); SCHMIESING RICHARD (US)) 23 August 2001 (2001-08-23) page 32 -page 33; claims 1-3	1
A	HOLLADAY ET AL: "Neuronal Nicotinic Acetylcholine Receptros as Targets for Drug Discovery" JOURNAL OF MEDICINAL CHEMISTRY, AMERICAN CHEMICAL SOCIETY. WASHINGTON, US, vol. 40, no. 26, 19 December 1997 (1997-12-19), pages 4169-4194, XP002124847 ISSN: 0022-2623 page 4179, right-hand column -page 4183, left-hand column	1,26

Further documents are listed in the continuation of box C.

Patent family members are listed in annex.

* Special categories of cited documents :

- *A* document defining the general state of the art which is not considered to be of particular relevance
- *E* earlier document but published on or after the international filing date
- *L* document which may throw doubts on priority claim(s) or which is cited to establish the publication date of another citation or other special reason (as specified)
- *O* document referring to an oral disclosure, use, exhibition or other means
- *P* document published prior to the international filing date but later than the priority date claimed

- *T* later document published after the international filing date or priority date and not in conflict with the application but cited to understand the principle or theory underlying the invention
- *X* document of particular relevance; the claimed invention cannot be considered novel or cannot be considered to involve an inventive step when the document is taken alone
- *Y* document of particular relevance; the claimed invention cannot be considered to involve an inventive step when the document is combined with one or more other such documents, such combination being obvious to a person skilled in the art.
- *G* document member of the same patent family

Date of the actual completion of the international search

21 June 2002

Date of mailing of the international search report

02/07/2002

Name and mailing address of the ISA

European Patent Office, P.B. 5818 Patentlaan 2
NL - 2280 HV Rijswijk
Tel. (+31-70) 340-2040, Tx. 31 651 epo nl,
Fax: (+31-70) 340-3016

Authorized officer

Goss, I

INTERNATIONAL SEARCH REPORT

International Application No
PCT/US 02/08268

C.(Continuation) DOCUMENTS CONSIDERED TO BE RELEVANT

Category *	Citation of document, with indication, where appropriate, of the relevant passages	Relevant to claim No.
Y	WO 98 47481 A (JANSSEN PHARMACEUTICA NV ;MEGENS ANTONIUS ADRIANUS HENDR (BE)) 29 October 1998 (1998-10-29) Zacopride page 9 ---	1,26
Y	US 5 723 103 A (DE PAULIS TOMAS ET AL) 3 March 1998 (1998-03-03) page 7, line 55 -page 8, line 59 ---	1,26
Y,P	WO 01 85727 A (NOVARTIS ERFIND VERWALT GMBH ;NOVARTIS AG (CH); NOZULAK JOACHIM (D) 15 November 2001 (2001-11-15) page 8 -page 9; examples 16,32,43 ---	1,26
Y	US 4 910 193 A (BUCHHEIT KARL-HEINZ) 20 March 1990 (1990-03-20) page 13; example 71 ---	1,26
A	EP 0 353 371 A (DELALANDE SA ;ROBINS CO INC A H (US)) 7 February 1990 (1990-02-07) the whole document -----	1

INTERNATIONAL SEARCH REPORT

Information on patent family members

International Application No

PCT/US 02/08268

Patent document cited in search report		Publication date	Patent family member(s)	Publication date
WO 0160821	A	23-08-2001	AU 3259401 A	27-08-2001
			WO 0160821 A1	23-08-2001
WO 9847481	A	29-10-1998	AU 745361 B2	21-03-2002
			AU 7528298 A	13-11-1998
			WO 9847481 A1	29-10-1998
			EP 0975327 A1	02-02-2000
			JP 2001523239 T	20-11-2001
			US 6235745 B1	22-05-2001
			US 2001020025 A1	06-09-2001
US 5723103	A	03-03-1998	AU 4596896 A	26-06-1996
			WO 9617630 A1	13-06-1996
WO 0185727	A	15-11-2001	AU 6225701 A	20-11-2001
			WO 0185727 A1	15-11-2001
US 4910193	A	20-03-1990	NONE	
EP 0353371	A	07-02-1990	EP 0353371 A1	07-02-1990
			AU 624402 B2	11-06-1992
			AU 3917489 A	08-02-1990
			CA 1333154 A1	22-11-1994
			DK 381889 A	05-02-1990
			JP 2256616 A	17-10-1990
			PH 25427 A	01-07-1991
			PT 91346 A ,B	08-03-1990
			US 5017580 A	21-05-1991
ZA 8905797 A	27-03-1991			

CORRECTED VERSION

(19) World Intellectual Property Organization
International Bureau



(43) International Publication Date
31 October 2002 (31.10.2002)

PCT

(10) International Publication Number
WO 02/085901 A1

(51) International Patent Classification⁷: C07D 453/02, 487/08, A61K 31/435, 31/44, 31/445, 31/505, A61P 25/00 // C07D 487/08, (C07D 209/00, 209:00), 471/08, (C07D 221/00, 209:00), 471/08, (C07D 223/00, 221:00)

(74) Agent: HOSLEY, Mary, J.; Pharmacia & Upjohn Company, Global Intellectual Property, 301 Henrietta Street, Kalamazoo, MI 49001 (US).

(21) International Application Number: PCT/US02/08268

(81) Designated States (*national*): AE, AG, AL, AM, AT, AU, AZ, BA, BB, BG, BR, BY, BZ, CA, CH, CN, CO, CR, CU, CZ, DE, DK, DM, DZ, EC, EE, ES, FI, GB, GD, GE, GH, GM, HR, HU, ID, IL, IN, IS, JP, KE, KG, KP, KR, KZ, LC, LK, LR, LS, LT, LU, LV, MA, MD, MG, MK, MN, MW, MX, MZ, NO, NZ, OM, PH, PL, PT, RO, RU, SD, SE, SG, SI, SK, SL, TJ, TM, TN, TR, TT, TZ, UA, UG, US, UZ, VN, YU, ZA, ZM, ZW.

(22) International Filing Date: 18 April 2002 (18.04.2002)

(25) Filing Language: English

(26) Publication Language: English

(84) Designated States (*regional*): ARIPO patent (GH, GM, KE, LS, MW, MZ, SD, SL, SZ, TZ, UG, ZM, ZW), Eurasian patent (AM, AZ, BY, KG, KZ, MD, RU, TJ, TM), European patent (AT, BE, CH, CY, DE, DK, ES, FI, FR, GB, GR, IE, IT, LU, MC, NL, PT, SE, TR), OAPI patent (BF, BJ, CF, CG, CI, CM, GA, GN, GQ, GW, ML, MR, NE, SN, TD, TG).

(30) Priority Data:
60/284,950 19 April 2001 (19.04.2001) US
60/348,904 26 October 2001 (26.10.2001) US

(71) Applicant (*for all designated States except US*): PHARMACIA & UPJOHN COMPANY [US/US]; 301 Henrietta Street, Kalamazoo, MI 49001 (US).

Published:
— with international search report

(72) Inventors; and
(75) Inventors/Applicants (*for US only*): JACOBSEN, E. Jon [US/US]; 6233 Bethany Circle, Richland, MI 49083 (US). WALKER, Daniel, P. [US/US]; 9350 Highlandview Drive, Kalamazoo, MI 49009 (US). MYERS, Jason, K. [US/US]; 1028 Homecrest Avenue, Kalamazoo, MI 49001 (US). PIOTROWSKI, David, W. [US/US]; 3248 Lost Pine Way, Portage, MI 49024 (US). GROPP, Vincent, E., Jr. [US/US]; 318 Sprague Avenue, Kalamazoo, MI 49006 (US).

(48) Date of publication of this corrected version:
24 December 2003

(15) Information about Correction:
see PCT Gazette No. 52/2003 of 24 December 2003, Section II

For two-letter codes and other abbreviations, refer to the "Guidance Notes on Codes and Abbreviations" appearing at the beginning of each regular issue of the PCT Gazette.



WO 02/085901 A1

(54) Title: SUBSTITUTED AZABICYCLIC MOIETIES FOR THE TREATMENT OF DISEASE (NICOTINIC ACETYLCHOLINE RECEPTOR AGONISTS)

(57) Abstract: The invention provides compounds of Formula (I): (F) Formula (I) wherein m¹ is 0 or 1; m² is 1 or 2; R₁ is -H, alkyl, halogenated alkyl, substituted alkyl, cycloalkyl, or phenyl; R₂ is -H, alkyl, halogenated alkyl, substituted alkyl, cycloalkyl, or phenyl, provided that when m¹ is 1 at least one of R₁ and R₂ is -H; or a pharmaceutically acceptable salt, pharmaceutical composition, a pure enantiomer or racemic mixture thereof. The invention also provides a method for treating a disease or condition in a mammal, wherein the $\alpha 7$ nicotinic acetylcholine receptor is implicated and for treating diseases where there is a sensory-gating deficit in a mammal comprising administering to a mammal a therapeutically effective amount of a compound of Formula (I). These compounds may be in the form of pharmaceutical salts or compositions, and may be in pure enantiomeric form or may be racemic mixtures.

THIS PAGE BLANK (USPTO)